



# SCALE-MAIL

VISIT US AT - [ipmsauckland.hobbyvista.com](http://ipmsauckland.hobbyvista.com)

## IN THIS ISSUE

• Chairman's Bit	1
• Bulletin Board	2
• Build the Same Kit	3
• Events	4
• Buy, Sell, Swap	5
• The Model League	6
• Project Airfix Speedbuild Rules	8
• 2014 IPMS Nationals Info	11
• 1/48 Ventura In-Box Review	16
• Gallery	23
• Last Words	28

## NEXT MEETING

# AUGUST

## PROJECT AIRFIX SPEEDBUILD

7.30pm  
Tuesday 19<sup>th</sup> August  
Leys Institute (upstairs)  
20 Saint Marys Road  
Ponsonby

### COMMITTEE

Chairman - Peter Harrison  
e: [gepete@xtra.co.nz](mailto:gepete@xtra.co.nz)  
Secretary - Peter Foxley  
e: [peter.foxley@xtra.co.nz](mailto:peter.foxley@xtra.co.nz)  
Treasurer - Barry Kelloway  
e: [jbkelloway@ihug.co.nz](mailto:jbkelloway@ihug.co.nz)

Dimitri Berdebes  
Henry Ludlam

### DESIGNER & WEBMASTER

Robert Willis  
e: [jaxbw@orcon.net.nz](mailto:jaxbw@orcon.net.nz)

### POSTAL ADDRESS

C/- Peter Harrison  
PO Box 68929  
Newton  
Auckland 1145

EMAIL: [ipmsauckland@gmail.com](mailto:ipmsauckland@gmail.com)

WEB: [ipmsauckland.hobbyvista.com](http://ipmsauckland.hobbyvista.com)

YAHOO:  
[groups.yahoo.com/group/ipmsauckland](http://groups.yahoo.com/group/ipmsauckland)

FACEBOOK:  
Link from the IPMS Auckland Website

## THE CHAIRMAN'S BIT

Hi Everyone

This month we're holding the annual Project Airfix Speedbuild on club night. It's a great tonic for those of us who may be suffering from AMS (advanced modelling syndrome) which typically manifests itself in fewer and fewer completed models while pursuing the holy grail of model making perfection.

The Project Airfix is always lots of fun and a great way to interact with new club members. There are prizes for the winning team and a wooden spoon award too!

The IPMS show in Christchurch is approaching fast and I encourage you all to consider attending. It's always inspiring to see a big display of well made models and great to catch up with fellow model making enthusiasts.

On a personal level I'm almost finished a Sukhoi Berkut, and I am struggling with rigging a 1/72 Tiger Moth. Progressing well are a Curtiss Racer and a vintage Frog Buccaneer. I've also made a start on a BAC Lightning so the Build the Same Kit in December doesn't turn into a last minute thing.

Finally congratulations to Rob Willis. We expect only a temporary glitch in your model making output while you adjust to your new family responsibilities!

See you all this Tuesday... remember to bring any favourite tools for the Project Airfix and expect the competition to be fast and furious.

Cheers Peter

# BULLETIN BOARD

## CLUB SUPPORT

The following retailers have kindly agreed to offer IPMS Auckland club members a discount on their purchases upon presentation of their current IPMS Auckland Membership card.

The discount only applies on selected product lines and remains at the discretion of the retailer.

### ModelAir

12 Kent St Newmarket  
Auckland  
p: 09 520 1236  
10% on kits

### Stoker Models

Cnr Market Rd & Gt South Rd  
Auckland  
p: 09 520 1737  
10% on kits and modelling supplies

### Apix Photographic Supplies

130 New North Rd, Eden Terrace  
Auckland  
p: 307 3177  
10% on memory cards, tripods, and accessories.

### Avetek Limited

Gwyn and Christina Avenell  
28 Lauren Grove, RD 2, Papakura,  
Auckland 2582, New Zealand.  
p: +64 (09) 298 4819,  
m: +64 (0)27 343 2290  
e: aveteknz@gmail.com  
www.avetek.co.nz  
New Zealand Master Agents for:  
Auszac ECO Balsa • Bob Smith Industries  
- Cyanoacrylates and Epoxies • Airsail  
International Kitsets

### TOYWORLD

Toyworld Henderson  
56 Railside Rd, Henderson  
Toyworld Westgate  
1 Fernhill Dve, Westgate

15% Off the normal retail price on:  
- All models and modeling accessories  
- All Hornby  
- All Siku  
- All Schleich & Collecta figures and accessories  
- All Meccano  
- Lego (Excludes Lego Mindstorm's they will be 10% if available as most have already been preordered)

(Note: not in conjunction with any other promotion)

### Capital Books

110 Featherston Street  
Wellington  
<http://www.capitalbooks.co.nz>

10% off most items on presentation of IPMS Auckland Membership Card. CB has a list of current IPMS Auckland members for internet purchases.

### Merv Smith Hobbies

27 Davis Crescent  
Newmarket  
Auckland

10% off most items on presentation of IPMS Auckland Membership Card.



Avetek Limited

# BULLETIN BOARD

## Build the Same Kit - English Electric Lightning Completion Deadline: December Meeting

What could be simpler... everyone builds the same subject and comes up with the same but different! We put them all on the table, compare notes and pick a winner. The English Electric Lightning has been kitted by FROG, REVELL, HASEGAWA, and most recently AIRFIX with definitive kits in 1/48 and a new tool 1/72 kit for 2014. (Not to mention the Trumpy 1/32 kit and the soon-to-be-available Sword T2 and T4 kits...)

MODELAIR has kindly offered club members a special price of just \$25 for the new Airfix 1/72 kit... so what are you waiting for. Give them a call or call in and put your name on the list for when new stock arrives in May (update: new stock in store now).

The challenge is all the greater given the bare metal finish that was often sported by the Lightning... get your afterburners fired up and your model finished by November!



# BULLETIN BOARD

## NEW MEMBERS AND SUBS \*\*\*\*\* 2014/15 RENEWAL DUE \*\*\*\*\*

Subs for 2014/15 are due - see below for club account details or see the club secretary at the next club meeting.

### Annual Membership Fees

Membership Type	Description	Cost
Full	Living in the Auckland metropolitan area	NZ\$45
Out Of Town	Living 75km or more from central Auckland	NZ\$30
Junior	Same rights as full membership for those under 16	NZ\$25

IPMS BANK ACCOUNT NUMBER

03 0162 0012960 00

Please add your details so we know who has paid.



# EVENTS

## CLUB NIGHT EVENTS

**August 19th 2014** - IPMS Auckland Club Night  
Project Airfix Speedbuild

**September 16th 2014** - IPMS Auckland Club Night  
Airbrush Shootout

**October 21st 2014** - IPMS Auckland Club Night  
Avetek Glues Demo

**November 18th 2014** - IPMS Auckland Club Night  
Paint Demo Evening

**December 16th 2014** - IPMS Auckland Club Night  
Build the Same Kit - EE Lightning & Xmas Drinks

## MODELLING EVENTS

**October 3-5, 2014**

IPMS Nationals  
Christchurch

# BUY, SELL & SWAP STASH

## Collectors Toy & Model Fair

Saturday 27th Sept. 2014

Auckland Hobbies Fair  
Freemans Bay Centre  
Cnr. Wellington & Hepburn Sts  
Auckland

11.00am to 3.00pm

Entry: \$5 per person

For future information on  
Collectors Fairs, Hobbies  
Expo's, Swapmeet etc.

Visit their web-page:  
[www.aucklandhobbyfair.wordpress.com/events/](http://www.aucklandhobbyfair.wordpress.com/events/)

ALWAYS CHECK TO  
CONFIRM FOR DATES AND  
TIMES OF THE EVENT



# The Model League

By Vince Kelleway

Hi there fellow model whittlers,

Recently I have been aware that as we have had a recent influx of new members and although I have attempted to explain the League, some member's, especially new members, are not aware of the purpose and rules of the monthly league. So here is a replay with some slight adjustments.

## **PURPOSE.**

- To recognise the achievements of all members of IPMS Auckland outside of the annual best of year competition in a competition that encourages a wider participation by all.
- To promote interest in other genres.
- To inspire members through peer judging.

## **PROCESS.**

Every model that is placed on the table will be automatically entered into the monthly competition and the results will be entered into a league. The outright winner will be the member who achieves the highest running total for the year (12 month cycle).

Every model entered will automatically score 1 point.

- 1: Model placed in appropriate class. (See separate list of classes.)
- 2: Display card to be collected and filled in with the model name /title on the front.
- 3: Member's name **MUST** be placed on the reverse for identification purposes.
- 4: After club business is concluded all members should collect a judging sheet and select what in their best opinion are the best 3 models in each class, placing the model's number in each of the boxes for 1st, 2nd, and 3rd.
- 5: Place the completed judging sheet in the "League" box.
- 6: Judging sheets tallied up. 1st = 4points. 2nd = 3points. 3rd = 2 points.
- 7: Winners announced and certificates awarded at the end of the meeting. (Time dependant).
- 8: Monthly winners and running total to be published in the newsletter.

## **COMPETITION RULES.**

- All completed models will be automatically entered.
- Only complete and finished models may be entered.
- Models can only be presented once in this competition. NB; This does not exclude those models from being entered the monthly competition from being entered into the annual Best Of Year competition.
- Models must be displayed in the designated class area. (This is for ease of judging).
- Models must display a number with the description/type/title of the model. These will be given out or are available as you enter the meeting.
- The member's name **MUST** be written on the reverse of the card.
- In the event of only one model being entered in a class, then said model will be declared default winner and a maximum of 5 points will be awarded. (Entry=1 point, 1st place =4 points. Total= 5 points.)
- In the event of there being **NO** entries in a class, then no points will be awarded, nor carried across to the next meetings competition.

# The Model League

By Vince Kelleway

- Themed meetings will carry a separate themed class. The same rules will apply but models entered previously can be entered again only if they fall within the context of the theme.
- In the event of a tie for any of the placements, equal points will be awarded. 2 equal second places equal 3 points each and so on..

## CLASSES.

- Large Aircraft: 48th/32nd/24th
- Small Aircraft: 72nd/144th/200th.
- Armour/Soft skin Vehicles: All scales.
- Maritime: All scales.
- Figures: All scales.
- Sci Fi: All scales.
- Diorama: All scales.
- Junior (<16 years). All scales and classes.
- Theme: All scales and classes.

	APR	MAY	JUN	JUL	AUG	SEPT	OCT	NOV	DEC	JAN	FEB	MAR	Points	PLACING	RUNNING TOTAL
Adrian Hills			1	4											5
Alan Sannazzaro															0
Andt Andras	1														1
Arthur Winterton															0
Barrt Flatman															0
Barry Burton															0
Barry Kelleway	1	3													4
Brett Sharman															0
Chris Brennan															0
Colin Swager															0
Craig Sargent															0
Dave Stewart															0
Dimitri Berdebes	2	7													9
Doug Partington															0
Duncan Sue															0
Henry Ludlam	4	7	11												22 3rd
Ian Robertson															0
John Darlington	1	4	1	4											10
John S	5	5	11	10	8										39 1st
John Watkins	1			2	3										6
John Weir															0
Lance Whitford															0
Mark Robson															0
Peter Harrison	1	2	1	4											8
Peter Messong															0
Pter Vanderschaaf															0
Robert Noke															0
Robert Willis															0
Vince Kelleway	3	6	4	12	1	4									30 2nd
Models Displayed	19	22	7	24	13	15	0	0	0	0	0	0	0	0	134



# Airfix Speedbuild

## IPMS Auckland Airfix Speedbuild Challenge Rules

In August, we will be running the Speedbuild Challenge again, to separate the Modelling Men from the Modelling Boys! To give you a head start on planning your strategy, here are the rules for the competition. I suggest you study the scoring table carefully, as there are several ways to come out on top.

The kit is a new tool Airfix Spitfire and goes together very well. However, having made about 70 of these at Model-X and in the interests of fairness, I can reveal that there are three gotchas:

- a) The pilot has had too many Georgie Pies and is too fat for the cockpit – you will need to trim his arms to the width of the seat.
- b) The pilot is Douglas Bader – his legs are too long to fit properly, so again they will need trimming.
- c) The cockpit glass is too long and you will need to shave 0.5mm off the back of it to get it to fit.

So don't say I haven't warned you!

I will be adjudicating on the night and will of course be completely impartial, but you may like to try swaying me with gifts of interesting plastic, research material, drinks, etc. etc! Seriously though, I hope everyone has a great time and may the best team win!

Peter F

### **You will need to bring:**

Membership card, cutting mat, modelling tools (inc file). Optionally: favourite glue, optics and lights, depending on how advanced your ocular decay is!

### **We will provide:**

Kits, paint, tube glue, paint brushes, water, cleaning cloths, hairdrier

### **Note:**

There will be no show and tell on the night as we will need the time to show off the club's modelling prowess (or otherwise).

### **P.S.**

A really massive thanks to the great people at Thos. Holdsworth and Sons for supplying the Project Airfix pack for free.





# Airfix Speedbuild

## RULES

### 1) Object of the game

The object is to build and paint as much of an Airfix 1/72nd Spitfire as possible in one hour. The game will be played by teams of three and the winning team members will be awarded a prize on the night.

### 2) Prizes

You will be playing for lovely gift vouchers from ModelAir with which to indulge your plastic fetish!

### 3) Eligibility

Paid-up members of the club will be eligible to participate for free. Non-members may join in the fun for a \$5 contribution to running costs.

### 4) Team selection

Teams of three will be drawn at random. You will need your membership card for this as we will be drawing them from the hat, so please don't forget it.

### 5) Build

You will have one hour exactly to build, paint and decal an Airfix 1/72 Spitfire Mk1a (new tool). The clock will be administered by the Adjudicator.

### 6) Scoring

Points will be awarded for completing various tasks on your model, according to the scoring table below. The Adjudicator will award the points at the end of the build.

Painting must cover at least 90% of the part with one coat.

Paint scheme must follow that shown in the kit (brown/green camo + sky).

Painting of the interior of the wing is NOT necessary (step 4 in the plans).

Decals must be on and placed correctly. They do not need to be perfectly straight, but wonky decals may well affect the result in the event of a tie.

There will be no pro-rata points awarded – criteria must be fully met for the points.

Pilots and interiors must be shown to the Adjudicator for scoring before closing the fuselage – if he can't verify your painting claims you may lose the points.

Adjudicator's decision will be final.



# Airfix Speedbuild

Criteria	Event Points Awarded
Pilot painted (Tunic, boots, life vest, face, 4 colours) and in situ	20 pts
Cockpit interior painted (green)	10 pts
All parts assembled	30 pts
Top sides painted fully (2 colour camo, upper wings and tail)	10 pts
Bottom sides painted fully (lower wings, fuselage and tail)	10 pts
Fuselage top and sides painted fully (2 colour camo)	10 pts
Undercarriage down (x3) and fully assembled	10 pts
Undercarriage painted fully (x2), (silver/black/sky), tailwheel (silver/black/sky)	15 pts
Cockpit glass in situ	20 pts
Glue on cockpit glass	-10 pts
Both exhausts painted (black)	10 pts
Prop and spinner painted (black)	10 pts
Decals in situ	2 pts for each

Table 1 Scoring

## 7) Winning

The winning team will be the team who have amassed the most points for their efforts at the end of the hour.

In the event of a tie, a popular vote as to the best model of those tied will be taken by show of hands on a first past the post system. One member, one vote, teams cannot vote for their own plane.

## 8) Timetable

Time	Activity
7:30	Club business
7:45	Team selection
8:00	Build kick-off
9:00	Build end, refreshments
9:10	Judging
9:25	Results and prize-giving



# 2014 IPMS National Competition

## Christchurch, October 3-5, 2014



### 2014 I.P.M.S National Competition

#### Christchurch

#### 3 – 5 October 2014

The International Plastic Modelers Society, Christchurch (Inc) is pleased to be able to invite I.P.M.S members throughout New Zealand and the modeling public to participate in the 2014 International Plastic Modelers Society New Zealand National Competition.

The event is to be held at the Woolston Club, 43 Hargood Street, Woolston, Christchurch over the weekend of the 4th and 5th of October 2014. The Woolston Club has full bar facilities, Hatrix Restaurant and bistro, full T.A.B service and gaming room, meeting rooms, an area for kids with internet pc and play stations. There are also pool and snooker tables, darts boards, and indoor bowling mats.

Entries can be delivered and registered between 5pm-7pm Friday the 3rd and 8am-10am Saturday the 4th of October 2014 in the Sports Bar, Woolston Club, 43 Hargood Street, Woolston, Christchurch.

Please remember to bring your completed entry form to speed up registration. Entry forms will also be available on the day should you need them. IPMS Christchurch does not require an essay/detailed description of your Model, if you wish to supply one please submit it on a separate piece of paper and not on the entry form with the full knowledge that it will not be read. The reasoning is due to models being judged on their merit and not the amount of aftermarket attached to it as for some the expense is too much. Late entries will be at the discretion of the Competition Committee.

There is a flat entry fee of \$10 for models and modelers may enter as many eligible models as they wish.

IPMS Christchurch will take all care with your models but will accept no responsibility for any damage that may occur.

All entrants in the competition will receive a free pass to the venue for the duration of the event.

Previous place getting models in any I.P.M.S National Competition (i.e 1st, 2nd and 3rd) are not eligible to re-enter the 2014 I.P.M.S National Competition. Any model that has been previously placed as above can be placed in the display only section of the competition.

Awards will be the Gold, Silver, Bronze and Highly Commended ribbon with 1st, 2nd and 3rd in each class. Entries may be removed from the tables from 3pm, Sunday 5th of October. If you require to remove your model earlier please let a member of the competition committee know.

# 2014 IPMS National Competition

## Christchurch, October 3-5, 2014

The official prize giving for the competition will be at 5.30pm Saturday the 4th of October, prior to the I.P.M.S Nationals Dinner.

All I.P.M.S New Zealand members and competitors are invited to attend the I.P.M.S Nationals Dinner between 6pm and 7:30pm, Saturday the 4th of October. We do ask that you register for the dinner so we are able to book for all those attending. If registering for the dinner can you have your registrations returned to the organizing committee no later than the 14th of September 2014. The dinner will be directly from the menu as some participants from past competitions have felt that a three course meal for \$35 too much.

The I.P.M.S New Zealand Annual General Meeting will be held at 11am, Sunday the 5th of October. We would like to see representation from all clubs throughout New Zealand but understand that this is not always possible with the distances and costs of travel being a determining factor. It would be appreciated if clubs could RSVP their attendance for the A.G.M.

If you have any queries please contact us at: [thomokiwi@yahoo.co.uk](mailto:thomokiwi@yahoo.co.uk)

We look forward to seeing you on the 4th and 5th of October.

I.P.M.S Christchurch Committee

### 2014 IPMS National Competition Class's

Class A: Aircraft

- A1 NZ Aircraft
- A2 Military Aircraft smaller than 1/48 - prop, single engine
- A3 Military Aircraft smaller than 1/48 - prop, multi engine
- A4 Military Aircraft smaller than 1/48 - Jet
- A5 Military Aircraft 1/48 - prop, single engine
- A6 Military Aircraft 1/48 - prop, multi engine
- A7 Military Aircraft 1/48 - jet
- A8 Military Aircraft larger than 1/48
- A9 Helicopters
- A10 Civil Aircraft
- A11 Box Stock

# 2014 IPMS National Competition

## Christchurch, October 3-5, 2014

### Class B: Military Vehicles

- B1 NZ Military Vehicles.
- B2 Smaller than 1/48 – WW2 and Earlier.
- B3 Smaller than 1/48 – Post WW2.
- B4 1/48 - Military Vehicles and Equipment.
- B5 1/35 and Larger Armoured Vehicles – WW2 and Earlier.
- B6 1/35 and Larger Armoured Vehicles – Post WW2.
- B7 1/35 and Larger Soft Skin Vehicles.
- B8 Towed Artillery and Misc Military Equipment.
- B9 1/16 Scale Vehicles.
- B10 Box Stock.

### Class C: Civilian Vehicles

- C1 NZ Vehicles
- C2 Vehicles - Open Wheel Competition
- C3 Vehicles - Factory Stock
- C4 Vehicles - Modified (custom/hotrod/tuner)
- C5 Vehicles - Closed Wheel Competition
- C6 Motorcycles
- C7 Box Stock
- C8 Trucks/Commercials

### Class D: Dioramas

- D1 Diorama – All types

### Class E: Ships

- E1 1/500 and Smaller
- E2 Larger than 1/500
- E3 Submarines
- E4 1/48 and Larger

### Class F: Figures

- F1 NZ Figures
- F2 Under 120mm (1/16)
- F3 120mm (1/16) and Larger
- F4 Busts
- F5 Vignette's

### Class G: Science, Sci Fi and Misc

- G1 Fictional Craft, Real Spacecraft, Missiles and Vehicles
- G2 Any subject not covered elsewhere
- G3 Collections

# 2014 IPMS National Competition

## Christchurch, October 3-5, 2014

### Class J: Junior

J1	Aircraft
J2	Military
J3	Civilian vehicles
J4	Figures
J5	Ships
J6	Sci Fi & Misc
J7	Diorama

To be eligible for "Best NZ Subject" the model must be entered in the appropriate NZ section. The only exceptions to this will be NZ subjects in Diorama, Ships, Sci-Fi /Miscellaneous and Junior classes.

Models will be judged by IPMS Christchurch appointed judges. Please indicate your availability when registering / entering if you are able to assist with judging. Entries shall be judged according to the IPMS Christchurch judging guide. All judge's decisions are final. No correspondence will be entered into.

Collections will consist of 5 or more closely related items (eg: five different WW2 tanks would not be a collection but five Sherman tanks would). The collection must be the sole work of the entrant.

Bases are allowed in all categories. They will not be considered in the judging except in the diorama classes or where 2 models may be tied for a placing. Could any models entered on bases be securely fixed to the base or it be made clear that the models is not fixed to that base. All endeavors will be made not to handle models not on a base.

A diorama shall be vehicles with figures on a single scenic base depicting a scene. Note a single figure, vehicle or aircraft displayed on a base with ground cover will not constitute a diorama. A vignette shall be 2-3 figures on a single scenic base depicting a scene.

Box stock classes are intended to recognize excellent models produced from the materials provided in the box from the manufacturer. For those entering Box Stock please note the following:

- Original instructions must be supplied with your entry.
- Alternative decals may be used.
- No aftermarket or scratch built detailing allowed.
- No alterations are to be made to the material of the kit (ie no thinning of edges, no drilling of parts).
- Panel lines may be repaired if damaged during construction. Extensive rescribing of panel lines is not permitted.

# 2014 IPMS National Competition

## Christchurch, October 3-5, 2014

Entries may comprise of any generally accepted modeling material (i.e plastic, resins, wood or metal). All models must have been built and painted by the entrant.

Junior class entrants must be under the age of 17 (i.e not reached their 17th birthday) at the time of the competition.

Final class and category placement of models is at the discretion of the Competition Committee.

### 2014 I.P.M.S National Competition

#### Sequence of Events

Friday 3rd October

5pm-7pm                Entries and registrations accepted.

Saturday 4th October

8am-10am            Entries and registrations accepted.

10am-4:30pm            Venue open to the public

5pm-5:30pm            Pre dinner drinks.

5:30pm-6pm            Speech's and formal announcement of major prize winners.

6pm-7:30pm            2010 I.P.M.S Nationals Dinner.

7.30pm-11pm            Socialising.

Sunday 5th October

10am-4pm            Venue open to Public.

11am                I.P.M.S New Zealand Annual General Meeting.

3pm                Models can be removed from the venue.

4pm                Competition closed.

Note: See the attached registration form and model display cards.

# Ventura Mk.II RAF

Revells 1:48 Ventura Mk.II RAF


Kit 85-5533

In-box Review by Pete Mossong




Revell USA have finally released their long promised 1:48 kit of the Ventura Mk.II as a follow on their PV-1 kit. The major mouldings remain the same, but the different 'glass' nose and the distinctive bulbous Boulton Paul turret are now included.


The kit as supplied can only be built as a Ventura Mk.II as there is no Martin turret supplied (maybe coming later as a third release?), so to build an RNZAF RB-34 or an early US Ventura will require that this item is either borrowed from the PV-1 kit, or from another source.



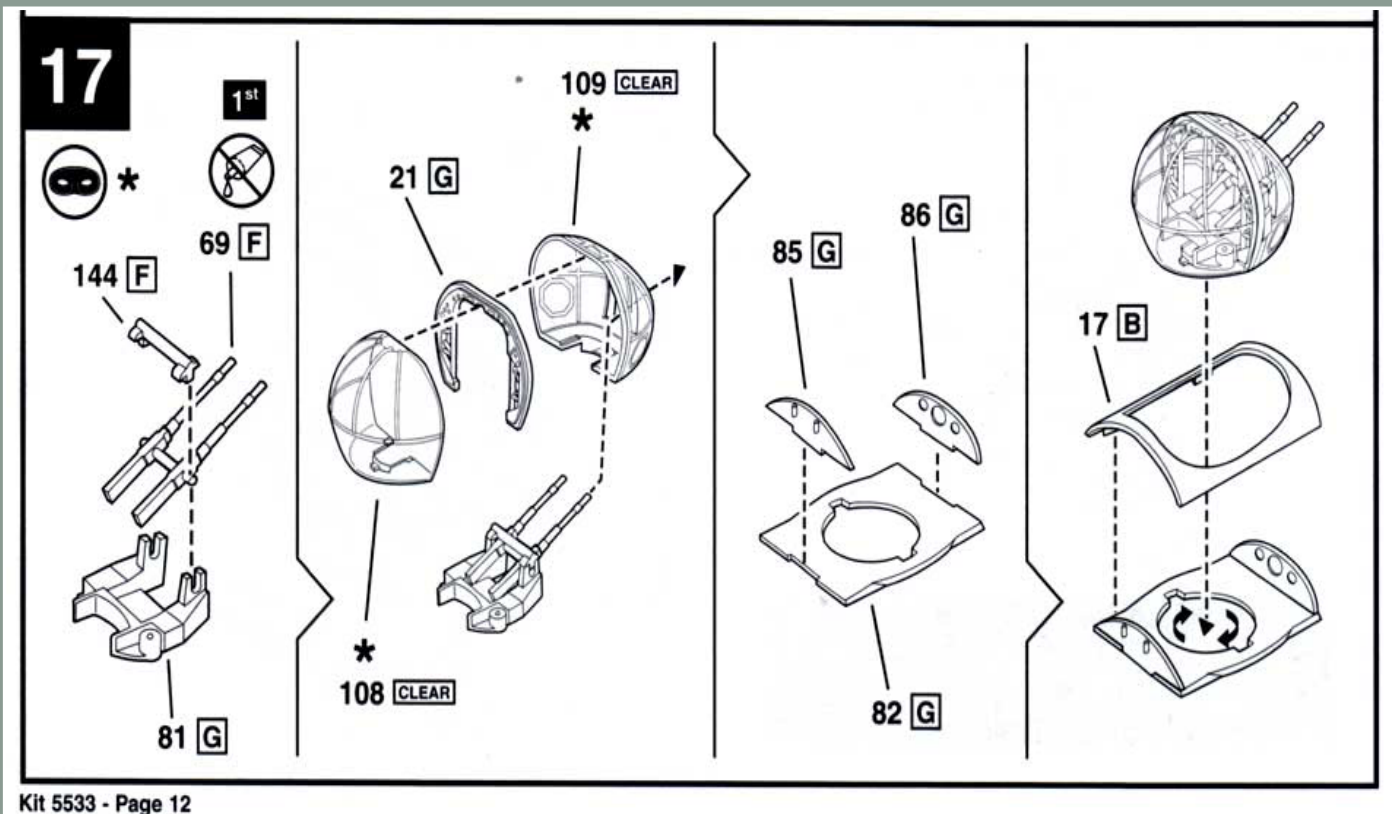





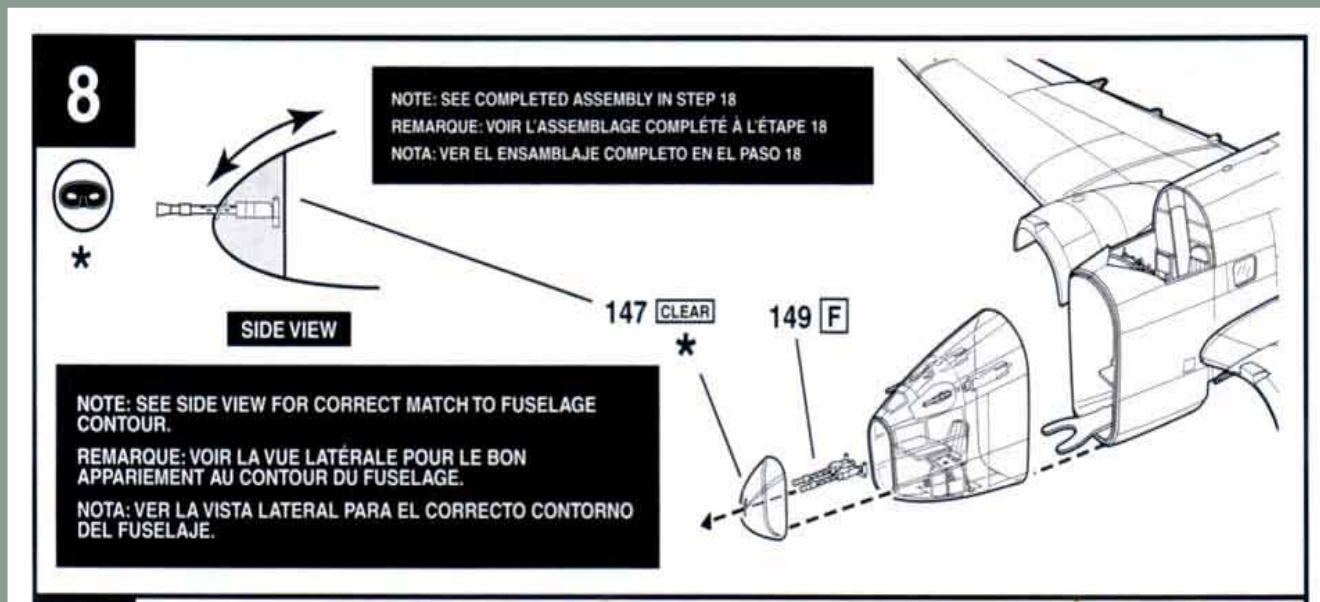
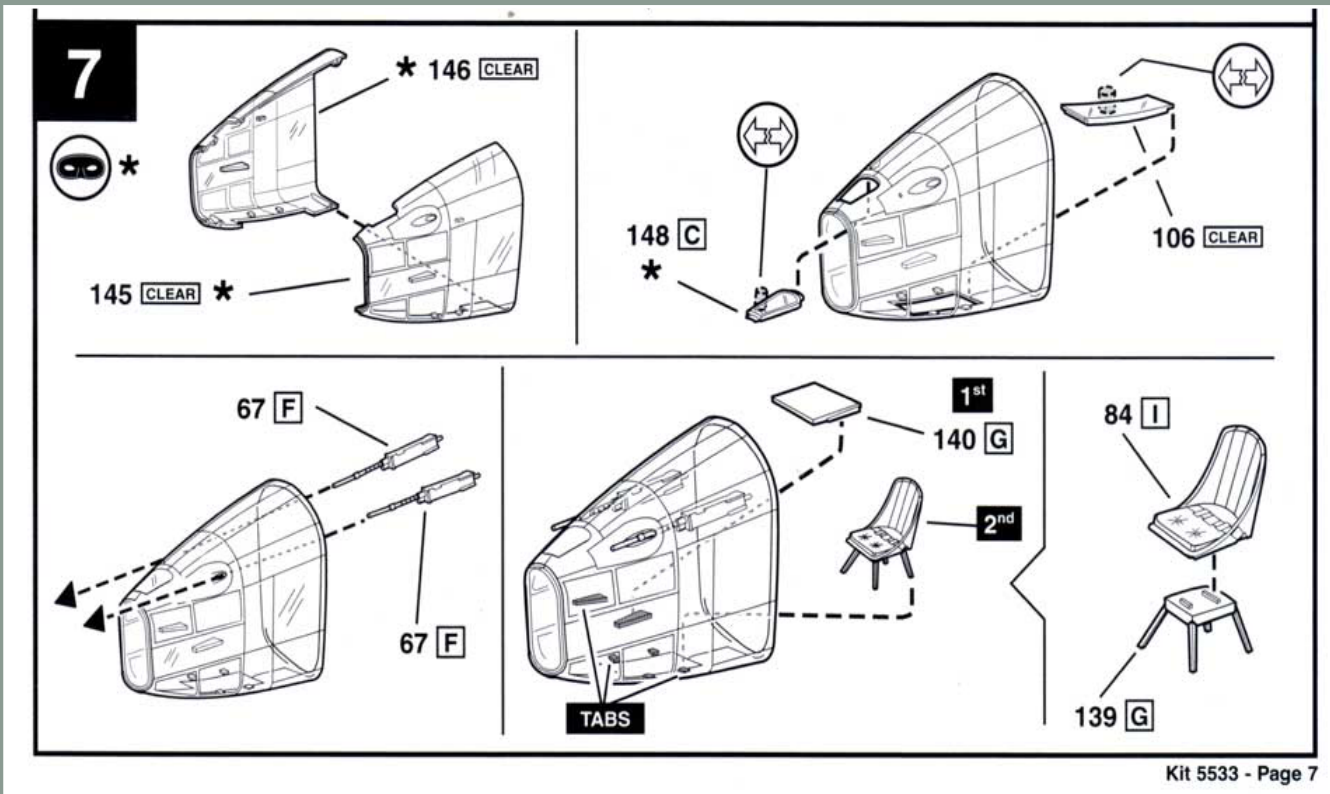
The new 'glass' nose comes as a three piece clear section, with the two major nose sections, and a new nose cap with the two slots for the nose mounted .303's.



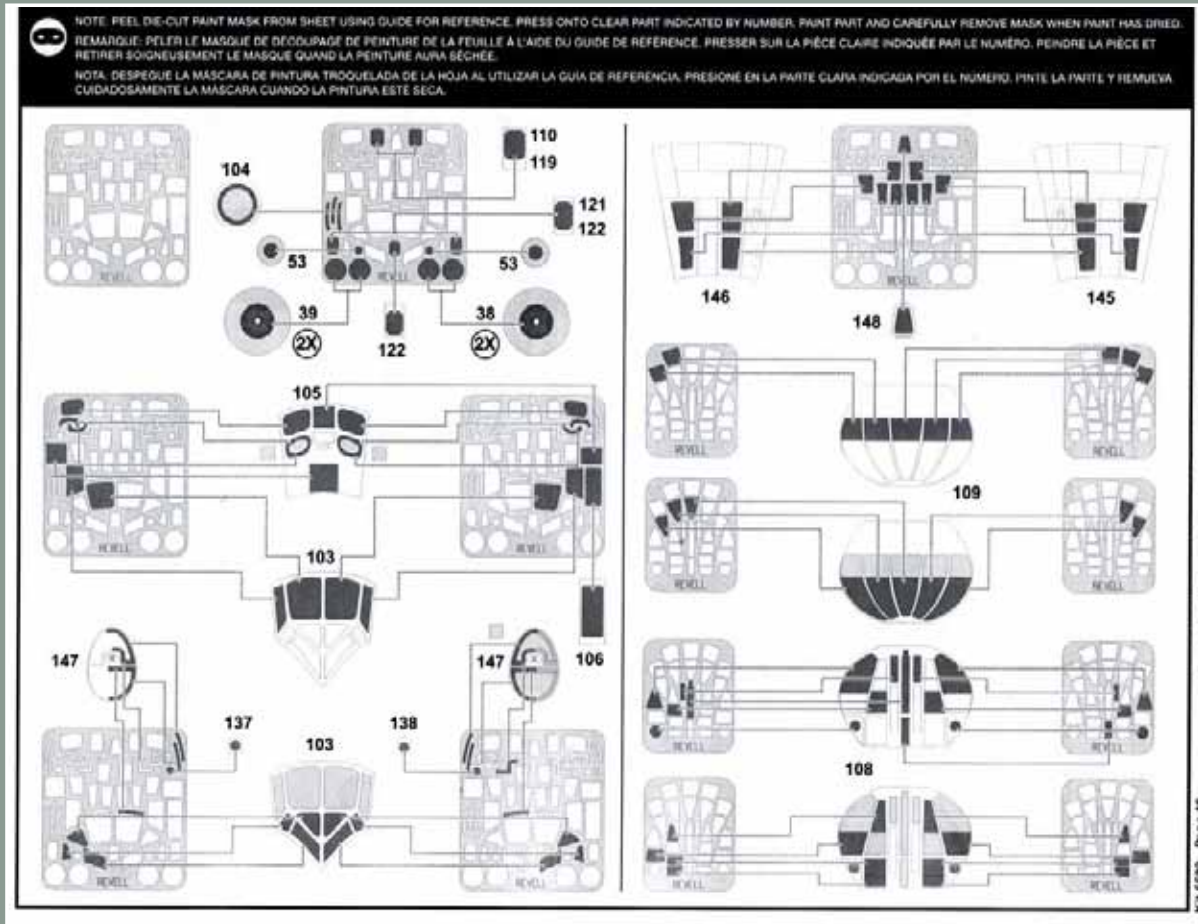
The turret interior is very simplified, and will benefit from a bit of additional detailing to the gun mountings, but the shape of the 'glass' is probably one of the best efforts to replicate the elusive shape of the BP turret.



The .303 Brownings supplied for the nose, dorsal turret and the tunnel positions are very basic, and would certainly benefit from replacing with the Quickboost resin barrels, or Master (or Aeroclub) metal barrels. Also missing from the nose area, are the ammo cans for the upper nose mounted .50 cal, and the nose mounted .303's, an RAF type bomb sight, and any of the basic instruments used by the navigator who usually occupied the nose position in this mark of Ventura. There is also a very visible frame missing from the interior of the nose. The Nav's chair and a map table are provided!



To aid with the painting of the new nose and the turret, Revell have included a set of paint masks produced in the Czech Republic. I think this is a first for Revell.



One big improvement has been made with the props, now being of the correct paddle bladed type that should have been in the initial release of the PV-1, so a very good replica can now be made almost out of the box without having to resort to obtaining replacements.



Unfortunately, even though Revell have made this change, they missed one very obvious difference with the canopy! The Ventura Mk.II had two very prominent 'vision bumps' on the cockpit canopy but the kit only includes the same canopy as the PV-1, which didn't have these. A2Zee Models in the UK have now come to the rescue here with a resin replacement canopy with the 'bumps' in their Alley Cat range.




Another option to correct this is to carefully cut the 'bumps' from the PR Spitfire canopy in the Falcon Canopy set No.51(Spitfire Special) and glue these to the kit's canopy!

Two other items that will need changing to make an accurate RAF Ventura Mk.II, are the wheels, which should have the covered type hubs, not the open type as in the kit, (available in resin from several makers) and if wanting a bomb load with opened bomb doors, the replacing of the kit's supplied US type with RAF types!

Two antipodean options are given for the markings, the Kiwi connection being the No.487 (NZ) Squadron aircraft of Squadron Leader Leonard Trent VC, AJ209 EG V (from the Amsterdam power station mission), and Australian, AE939 SB G of No.464 Squadron (wrongly marked in the instructions as No.454 Squadron) who were also based at Methwold along with No.21 Squadron and No.487 Squadron operating the Ventura II. (See next page for decal sheet).

Once again, Revell have filled in a gap of injection moulded aircraft 'missing' in 1:48 scale, so another requirement for my Kiwi WWII aircraft collection has now been ticked off. The Koster vacform kit, while still very good, has now been well and truly superseded.



Picture courtesy of [www.revell.com](http://www.revell.com)

# GALLERY

ON THE TABLE - JULY 2014



Above & above right: 1/35 Bronco Fiat 'Topolino'



Above & above right: 1/72 Airfix Hurricane Mk.1 and Bedford refueling tanker



Above: 1/72 Grumman Gosling RAF



Above: 1/72 Airfix Spitfire XI

# GALLERY



Above: 1/72 Hobby Boss IL-2 M3



Above: 1/72 Zveda La-5Fn



Above: 1/72 Hobby Boss Mustang Mk.III



Above: 1/72 Hobby Boss Bf109 G6



Above: 1/72 Airfix P-51D





# GALLERY



Above: 1/72 Airfix Spitfire FR IXc



Above: 1/72 Spitfire XIVc



Above: CT-4 Airtrainer

# GALLERY



My apologies for not making notes - this page and top two photographs on the next - all models by Mark Davies



# GALLERY



Above: 1/72 Airfix Vosper Motor Torpedo Boat

# LAST WORDS



Above: 1/48 Airfix EE Lightning F.1  
(Model by Robert Bausch - <http://imodeler.com/2014/02/airfix-english-electric-lightning-f-1-in-148-2/>)

Not much to say really - except 'who's your daddy!'

Apparently now my baby girl is born I'll have even less time to build than before she was born when I also had less time to build - but you know, I'm actually not bothered. I've done a bit of fettling here and there between feeds, just haven't managed to break out the airbrush in recent months so I have a pile of kits partially assembled waiting for paint so the detailing can be done, or assembled waiting for paint so the decalling can be done... As we settle into the routine of feeding, napping and nappies (baby, not me...) I might manage to get an hour or two in. I might even make the end of year Lightning build .... (yeah right says my wife. I think she may be right...)

...and again, a reminder that if you have anything to contribute, be it images of an event you went to, a model you're building or fancy reviewing, something you've bought online or anything else even remotely modelling related you think may interest the rest of the club, send it through to me at: [jaxbw@orcon.net.nz](mailto:jaxbw@orcon.net.nz) or have a chat with me at Club Night.

Thanks to Pete Mossong for his contribution this month.

Cheers  
Rob



# SCALE-MAIL