



# SCALEMAIL

## Contents

### Bulletin Board

**Special Hobby 1/32 Westland  
Whirlwind F Mk.I**

**VENTURA DECALS V48107**

**No.6 Sqn. RNZAF Consolidated PBV -  
5 Catalinas,**

**Pacific Theatre 1943 - 1945**

**Exciting news from ICM for 2022**

**Resin For Sale**

## NEXT MEETING

7.30 pm Tuesday 15/2/22

**Royal Oak Bowls**

**146 Selwyn St, Onehunga**

## COMMITTEE

Chairman - Craig Sargent     John Watkins  
Secretary - Brett Peacock     Lance Whitford  
Treasurer - Mark Robson

EDITOR: Lance Whitford  
e: lancewhitford@hotmail.com

WEBMASTER:


EMAIL: ipmsauckland@gmail.com  
WEB: ipmsauckland.hobbyvista.com  
YAHOO:  
groups.yahoo.com/group/ipmsauckland  
FACEBOOK:  
Link from the IPMS Auckland Website

## From the Editor

We are still able to meet in person this month so get it while you can. See below for full details of the coming meeting plan. I was Hopeful that Scale Models Expo in Wellington would be going ahead over ANZAC weekend but alas it has gone the way of other recent attempts at holding a modelling event in New Zealand. At this stage the status is postponed rather than cancelled so we will have to wait to see whether another window of opportunity opens up once Omicron has finished sweeping through Godzone.

Here is the full meeting program for the next 3 months

### February



Helicopters theme build voting this month. \$50 ModelAir voucher for the build which gets the most votes - model MUST have been started after January 2021 to be eligible and be a helicopter or rotary winged. Also show us the Oldest unbuilt kit in your stash. Discussion around why we hold on to models and their significance.

### March

Natural metal finishes. Bring along anything in natural metal to discuss and hear from those who have done it, their tips and tricks.

### April

AGM, followed by detailing cockpits/crew compartments/interiors and 3D printing. Give some thought about joining the committee and helping to organise the club meetings and events.

# BULLETIN BOARD

**NEW MEMBERS AND SUBS \*\*\*\*\* 2021/22 NOW DUE \*\*\*\*\***

Subs for 2021/22 now due -see below for club account details or see the club secretary  
at the next club meeting.

Membership Type	Description	Cost
Full	Living in the Auckland Metropolitan Area	NZ\$45
Out Of Town	Living 75km or more from central Auckland	NZ\$30
Junior	Same rights as full membership for those under 16	NZ\$25

IPMS BANK ACCOUNT NUMBER

03 0162 0012960 00

*Please add your name and details  
so we know who has paid!*

## EVENTS

### CLUB NIGHT EVENTS

IPMS Auckland Meet on the  
second Tuesday of each month  
at 7.30pm

**Venue: The Sports Lounge  
Royal Oak Bowls  
146 Selwyn St, Onehunga**

- February** 15/2/22. Rotary wings night. Our postponed event in memory of the late Henry Ludlam.
- March** 15/3/22. Natural metal finishes.
- April** 19/4/22. AGM, followed by detailing cockpits/ crew compartments/ interiors and 3D printing.

### MODELLING EVENTS

IPMS NZ nationals October 1-2, Dunedin



# BULLETIN BOARD

## CLUB SUPPORT

The following retailers have kindly agreed to offer IPMS Auckland club members a discount on their purchases upon presentation of their current IPMS Auckland Membership card.

The discount only applies on selected product lines and remains at the discretion of the retailer.



**Modelair**

349 Dominion Road  
Mount Eden  
Auckland  
p: 09 520 1236



Cnr Market Rd & Gt South Rd  
Auckland  
Ph: (09) 520 1737

10% on kits and modelling supplies

---

Constellation  
**HOBBIES**

Unit 5/1 Greenwich Way,  
Unsworth Heights, Auckland.

Ph: (09) 441 3562

10% on kits and modelling supplies



**Merv Smith Hobbies**

27 Davis Crescent  
Newmarket  
Auckland

10% off most items on presentation of IPMS Auckland Membership Card.

---

**Avetek Limited**

Gwyn and Christina Avenell  
28 Lauren Grove, RD 2, Papakura,  
Auckland 2582, New Zealand.

p: +64 (09) 298 4819,

m: +64 (0)27 343 2290

e: aveteknz@gmail.com

www.avetek.co.nz

New Zealand Master Agents for:

Auszac ECO Balsa • Bob Smith Industries - Cyanoacrylates and Epoxies • Airsail International Kitsets

---



# Special Hobby 1/32 Westland Whirlwind F Mk.I

By Brett Peacock

32HOBBY



**Westland Whirlwind F Mk.I**  
**'Cannon Fighter'**

SH 32047

Kit # SH 32047 Price \$215.00 from Model Room, Papakura (thanks go to Alan for finally getting one for me!) 205 parts in grey plastic ( 30 parts are marked as not used 11 parts in clear, 3 marked as not used.

The box contents show all grey sprues packed into 2 resealable plastic bags with Clear parts included, packed in a separate smaller bag. It is quite a large box and is rather full. There is no Resin or PE

But, looking at this test assembly below, I daresay minimal AM extras will be required...



Yes, it is a “limited Run” kit, but like many from Special Hobby of late, it is certainly very close to the standards expected of bigger manufacturers like Hasegawa and ICM

*From Brett Green's Build review on Hyperscale*

### **Here are the areas you should look out for in construction:**

*One of my lower wing tips was slightly short shot, which was easily repaired with Milliput White two-part epoxy putty. This may have been a one-off issue with my kit, but check your parts before assembly.*

*I could not get the forward bulkhead of the landing gear bays to fit without modification. I had to thin down the forward lip on the engine nacelle openings to allow the two locating nibs of the front bulkheads to finish up in the correct position. These nibs are the mounts for the main landing gear legs so you really need to get this right.*

*The undercarriage is quite delicate so take extra care here. It looks terrific when finished though, and the wheel wells even include a protruding rear section of the Rolls Royce Peregrine engines.*

*My windscreen was not a perfect fit, being a bit narrower than the fuselage and with a couple of steps and gaps. I did not discover this until the model and windscreen were painted. It wasn't a difficult issue to fix but it was messier than it needed to be due to its late identification. I would recommend that the windscreen should be glued in place and masked before painting.*

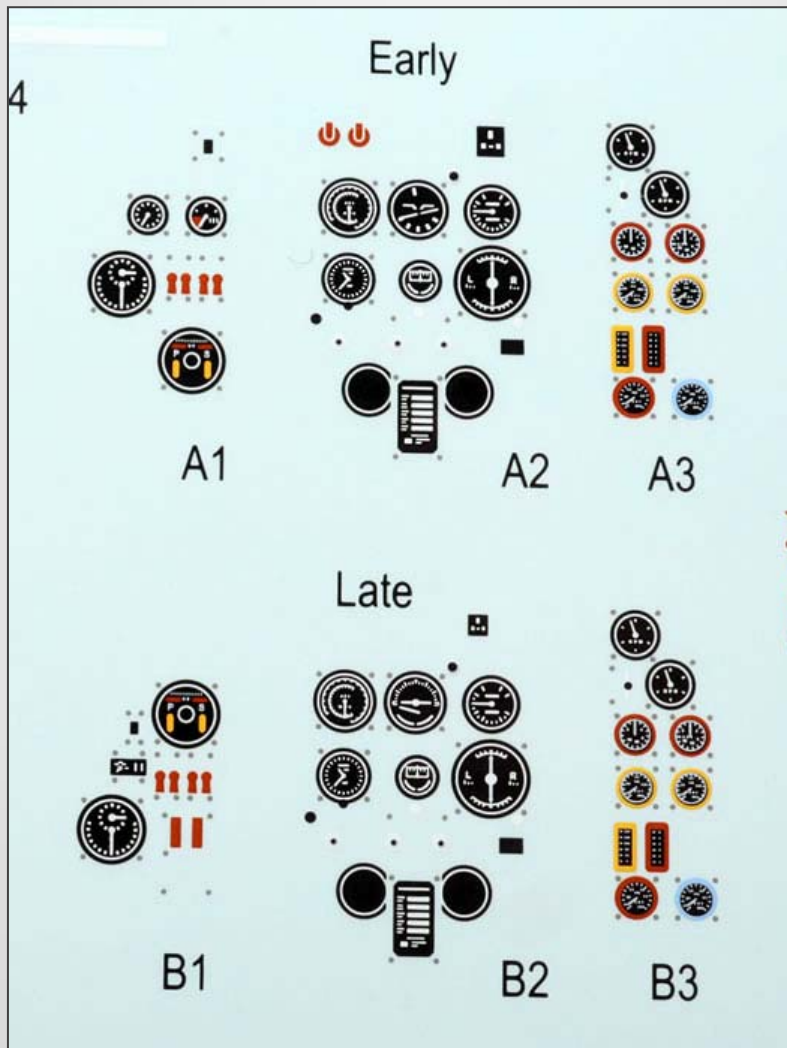
*In another example of “do as I say, not as I do”, I recommend that the wing tip navigation lights should be glued in place and masked before painting.*

And as further proof of the class of detail here are some part detail shots & “in progress” images from the same source.

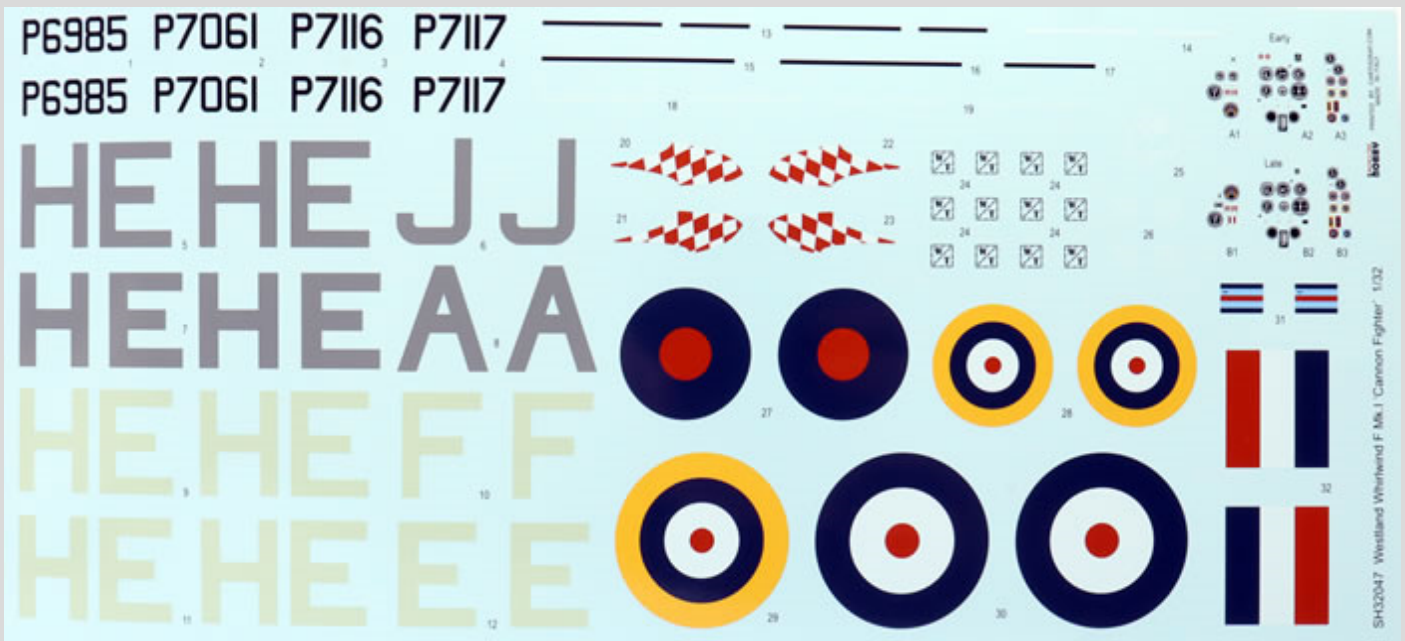




On the decal sheet are instrument decals specific to each panel: Two differing instrument panels are included, one "Early" and one "Later"








The Decals overall are very well done:

Options for 4 aircraft, all from No. 263 Squadron. 2 are early styled camouflage in Dark green and Earth over Sky, 2 are from the Mid-war with Dark Green, Mixed Grey (Which varied unit to unit until standardised as Ocean Grey) All aircraft have the RAF Sky rear Fuselage ID Band.

Below is the very clear and sharply molded canopy and various lights and covers



1: P6985 HE-J, Exeter March 1941. Dark Earth & Dark Green Over Sky with Starboard wing underside in Black, Medium Sea Grey Codes, black serial.

Westland Whirlwind Mk I, P6985, HE-J, No 263 Squadron RAF, Exeter air base, March 1941. The aircraft wore standard camouflage with lower side of the port wing in black color. The rest of the lower surfaces were in BS 381 No. 1 Sky. The spinners and ID band were sprayed later with RAE Sky Blue that was lighter and bluish.

Westland Whirlwind Mk I, P6985, HE-J, No 263 Squadron RAF, základna Exeter, březen 1941. Letoun ve standardní kamufláži měl levou část křídla zespoda nastříkanou černou barvou. Zbytek spodní plochy byl v barvě BS 381 No. 1 Sky. Vrtulové kužely a pruh před ocasními plochami byl nastříkán dodatečně, barvou RAE Sky Blue. To byla světlejší a více do modra.

Camo A



- |   |   |  |  |   |                                   |
|---|---|--|--|---|-----------------------------------|
| <b>A</b> Dark Green<br>Tmavě zelená<br>H030C061 | <b>B</b> Dark Earth<br>Tmavě hnědá<br>H72C369 | <b>C</b> Sky 381 No. 1<br>Něbeská<br>H74C368 | <b>D</b> RAE Sky Blue<br>Něbesky modrá<br>H74-314C368-314<br>80% 20% 80% 20% | <b>E</b> Night (Smooth Black)<br>Noční hladká černá<br>H12C33 | <b>F</b> Yellow<br>Žlutá<br>H0329 |
|---|---|--|--|---|-----------------------------------|



Westland Whirlwind Mk.I, P7061, HE-A, No.263 Squadron RAF, Charmy Down airfield, September 1941. The aircraft wore same colors as P6965HE-J but lacked the black color on the lower side of the port wing. The code letters sport non standard shapes. In 1942 the aircraft re-assigned to No.137 Squadron RAF and eventually destroyed due to crash in January 1943.

Westland Whirlwind Mk.I, P7061, HE-A, No.263 Squadron RAF, letiště Charmy Down, září 1941. Slny měl stejné barvy kamufláže jako P6965HE-J, ale bez černé poloviny křídla. Kódová písmena mají nestandardní tvar. Letoun byl v roce 1942 převeden k No.137 Squadron RAF a zničen při havárii v lednu 1943.

Camo B



HOBBY GOMER SAMOTO

- |  |  |                                     |   |                                   |
|--|--|-------------------------------------|---|-----------------------------------|
| <b>A</b> Dark Green<br>Tmavě zelená<br>H330/C361 | <b>B</b> Dark Earth<br>Tmavě hnědá<br>H72/C369 | <b>C</b> Sky<br>Nebeská<br>H74/C368 | <b>D</b> Flat Black<br>Matná Černa<br>H12/C33 | <b>E</b> Yellow<br>Žlutá<br>HC329 |
|--|--|-------------------------------------|---|-----------------------------------|

3: P7118 HE-F, "Bellows Argentina No 2", Sq/Ldr Eelse, Colerne, Wiltshire. Dark Green and Mixed grey uppers, Medium Sea Grey undersides with red and white chequers on the "Tail bullet"

Westland Whirlwind Mk.I, P7118, HE-F, „Bellows Argentina No 2“, pilot S/L Eelse, No.263 Squadron RAF, Colerne airfield, Wiltshire, Winter 1941/42. The aircraft received new Day Fighter Camouflage consisting of green and grey on upper surfaces and Medium Sea Grey on lower ones. There's a Squadron leader's flag below the canopy together with presentation writing. It was one of the seven Whirlwinds purchased by Argentinian sponsors. Also, it sports Irish four-leaf clover and checkboard on the tail finning. Later, it received new code letters HE-J. It was destroyed in the beginning of 1943.

Westland Whirlwind Mk.I, P7118, HE-F, „Bellows Argentina No 2“, pilot S/L Eelse, No.263 Squadron RAF, letiště Colerne, Wiltshire, zima 1941/42. Letoun dostal novou denní stíhací kamufláž skládající se na horních plochách ze zelené a šedé, spodní plochy byly nastříkány střední mořskou šedou. Pod kabinou nese vlajku velitele squadrony a jméno upozorňující na to, že jde o jeden ze sedmi Whirlwindů zakoupených za peníze sponzorů z Argentiny. Kromě toho je ozdoben irským trojlístkem a šachovnicí na křídlení ocasních ploch. Později nesl kódy HE-J. Zničen byl začátkem roku 1943.

**Camo C**



HOBBY BRITAIN SOUTH SEAS SAMOTO

- A** Dark Green  
Tmavě zelená  
H335/C361
- B** Ocean Grey  
Oceánská šedá  
C362
- C** Medium Sea Grey  
Střední mořská šedá  
H335/C363
- D** Sky  
Nebeská  
H74/C368
- E** Flat Black  
Matná Černá  
H12/C33
- F** Yellow  
Žlutá  
H13/C29



4: P-7081 HE-E, "Bellows Argentina No 3", Charmy Down, October 1941. Like Number 3, this option has Pale RAF Sky Blue Spinners, as opposed to the greenish hue of the Skly rear fuselage band.



To summarize, I have wanted this kit for almost 18 months and have waited patiently for it to get to NZ. I am in no way disappointed with it. Brett Green's own summary in his review and build page should say it all:

*This is another terrific release from Special Hobby. Surface textures are outstanding, and detail is lovely.*

*I have been working on the kit over the last couple of days and I can report that it has been a joy to build with logical design and excellent fit so far. The cockpit looks fantastic too.*

**Two thumbs up!**

*(Special Hobby have already announced the release of another Westland Whirlwind in 137 Sqn Markings as a "Whirlibomber", so those two 250 lb bombs in this kit are not going to be wasted....)*



# VENTURA DECALS V48107

## No.6 Sqn. RNZAF Consolidated PBY-5 Catalinas, Pacific Theatre 1943 – 1945

Review by Pete M.


# Ventura Decals

## V48107


No.6 Sqn. RNZAF Consolidated PBY-5 Catalinas,  
Pacific Theatre 1943 - 1945

1/48<sup>th</sup>  
scale

NZ4011, No.6 FB Sqn. Lauthala Bay Fiji, 1943.



NZ4015, F/Lt Ian Scott, No.6 FB Sqn. Halavo Bay, Solomon Islands, March 1944.



NZ4021, F/Lt Ian Scott, No.6 FB Sqn. Halavo Bay, March 1944.

NZ4012, "The Naughty Nine" F/Lt Guy Rogers, No.6 FB Sqn. Halavo Bay 1945.



Ventura Publications, Wellington, New Zealand. [info@venturapublications.com](mailto:info@venturapublications.com)


[www.venturapublications.com](http://www.venturapublications.com)



Hot off the presses at Ventura Publishing comes the latest set of RNZAF WWII decals in 1:48 scale covering four of the Catalina flying boats (PBV-5) operated by No.6 (Flying Boat) Squadron in the Pacific Theatre of operations.

All are in the mid war colour scheme of Blue/Grey over Light Grey as received in 1943. RNZAF 'White Barred' roundels are supplied for one aircraft but the sheet also provides an optional set of RAF fuselage roundels with red centres and a set of wide RAF fin flashes that appear on NZ4011 (ex-JX235). These were later altered to the usual RNZAF style.

Yellow code letters for four aircraft are provided, XX-M (NZ4011); XX-N (NZ4012); XX-R (NZ4015) and XX-X (NZ4021).





Nose art is supplied for NZ4012 (The Naughty Nine) which was flown by F/Lt Guy Rogers (Richard Alexander's Grandfather) and a selection of White 'Dumbo' mission markers are also there. No maintenance stencilling is provided, and these will have to come from the Monogram/Revel kit or from other sources.



The instructions show the variations between these aircraft and have further notes covering the markings.

Just one note to add is that most of these aircraft appear to have been upgraded to the so called 'Eyeball' nose turret sometime after their arrival with the RNZAF but it's very hard to spot in many photos as it's usually obscured by either crew members or canvas covers!

Again, another very useful set from Malcolm Laird of Ventura. Keep 'em coming mate!



# Exciting news from ICM for 2022

By Brett Peacock

From ICM come not one but 2 twin-engined WW2 planes, neither of which has ever been done by a mainstream Manufacturer

First up: The Mitsubishi Ki 21 "Sally"

Medium Bomber. (Artwork Via ICM, so possibly the Box art!)





And secondly, the long awaited..... ICM Bristol Beaufort Mk I.

And this is Definitely the Boxart for the kit!



Also arriving on the News desk in the last couple of weeks was the exciting news from Tamiya of a new Lockheed P-38 J kit, sadly no box art yet but a comprehensive preview show 3 marking options all for the South West Pacific Theatre of Operations

1. "Marge" flown Maj Richard (Dick) Ira Bong, the top scoring USAAF pilot of WW2. (40 victories)
2. "Pudgy V" flown by Major Thomas B McGuire Jr, "Eight Behind McGuire" was second to Bong with 38 Victories
3. "Putt-Putt Maru" flown by Colonel Charles H McDonald, 27 Victories, so 3<sup>rd</sup> in the SWP area.

What are the chances there will be an ETO/MTO boxing as well?

# A Variety of Kits, Sales and Resin sets for Sale!!

From Brett Peacock

See Brett at Next Club Meeting. Please bring cash or your banking App.

I have a number of Kits of various types and ages which are very much surplus to requirements or are duplicates, bought for building but interest waned in them for various reasons. They are 1/24 scale (cars), 1/35<sup>th</sup> Scale (Tanks) and 1/48 and 1/72 scale (Aircraft.)

*Some were obtained in a job lot from Trademe where 2 or 3 of 4 kits were desirable, and the rest...meh.*

*(NOTE: IF any parts are not present email me at [wurger41@gmail.com](mailto:wurger41@gmail.com) or call me on 022-059-7658 and I will hunt them up for you. I will generally find them as I don't throw parts away usually.*

1/24 Scale Car: Tamiya McLaren Senna. Brand new kit in 2018, retail at the time \$90 plus dollars. Asking price: \$65.00 ONO

1/35 Zvezda Early Production Tiger II tank (So Called Porsche Turret – it was designed and made by Krupp). Needs metal tracks and a Metal 88 Gun barrel as the plastic one is warped – Badly. Asking Price \$50.00

1/48 Hobbycraft Hawker Sea Fury – All parts are in the box. Also Contains some parts from the Airfix Sea Fury as I have 2 sets of resin detail parts for the Cowling of the Airfix Kit so the plastic cowling and engine is redundant. By the Way, I obtained this kit simply Bagged so it now lives in a Hasegawa 1/48 Typhoon box! Asking Price: \$10.00 (includes Airfix instructions for the Cowling.)

1/48 Monogram P-47D Bubbletop Thunderbolt. Old and no decals- Bought in a job lot with 3 kits I did want. Asking Price: \$10.00 (As far as I can tell all parts are in the box. Instructions too, just no decals.

1/48 Airfix Supermarine Spitfire F Mk 22/24. Once upon a time I tried to build the Matchbox 1/32 kit of this. It kind of put me of post-war Griffon Spitfires! Asking Price \$55.00 (Nice kit, just no interest in building it!)

1/48 Airfix North American P-51D Mustang (ETO and CBI markings) Original release of this kit. All parts present, full instructions and decals. Asking Price \$45.00 (Retail now \$60.00 plus.)

RESIN Detail set 1/48 : 2x set of Hawker Tempest V Spinner correction for Eduard kit. (10.00 each. - retail cost was 18.00)

1/72: Italeri Short Sunderland Mk I. Full kit, Unopened in bags, includes Color reference booklet and instructions, 6 marking options. Also includes Airwaves 1/72 PE set for Yagi Antennae.

1/72 Hasegawa MDD F-4E Phantom Thunderbirds boxing. Again, a chance buy. \$20.00 ONO. (Decal sheet is OLD and may not be useable but there are AM alternatives. Probably needs a weapon set to match for a service F-4.



# GALLERY

CLUB NIGHT MODELS

Check out our Website gallery for photos taken of models at our monthly meetings

<http://ipmsauckland.hobbyvista.com>



And as usual -check out the IPMS Auckland website as we're trying to keep the content a bit more dynamic. We won't be regurgitating content found on other websites but will provide links to sites we think are of interest to members.

