



SCALE MAIL

Contents

Bulletin Board

ICM FCM 36 Light Tank

Airfix news highlights for 2022

ICM Mitsubishi Ki-21lb "Sally" Announcement

Some announcements from Infinity Models

From the Editor

I hope you all had a suitably festive Christmas and new year and that Santa was generous to you in the hobby department. We are half way through January already and it's time for our first gathering of the new year,. We are keeping it simple this month with nothing special planned, just the usual get together with each other and a chance to see what people have been working on.

Next month we plan to finally hold our rotary wings contest so to all those intending to enter a model or 2 the clock is ticking.

NEXT MEETING

7.30 pm Tuesday 18/1/22

Royal Oak Bowls

146 Selwyn St, Onehunga

2022 IPMS NZ nationals Announcement

The IPMS NZ 2022 nationals are scheduled for the weekend of 1-2 October down in Dunedin. Some of us have already started making plans to attend and would encourage any other Auckland members to consider making the trip south. These events are always very enjoyable and are a great opportunity to meet modellers from all around the country. I have very fond memories of the last nationals I attended in Dunedin and am looking forward to this event. The event will be held at the Otago museum which is centrally located which makes it very convenient for out of town visitors

COMMITTEE

Chairman - Craig Sargent John Watkins
Secretary - Brett Peacock Lance Whitford
Treasurer - Mark Robson

EDITOR: Lance Whitford
e: lancewhitford@hotmail.com

WEBMASTER:

EMAIL: ipmsauckland@gmail.com
WEB: ipmsauckland.hobbyvista.com
YAHOO:
groups.yahoo.com/group/ipmsauckland

FACEBOOK:
Link from the IPMS Auckland Website



BULLETIN BOARD

NEW MEMBERS AND SUBS *** 2021/22 NOW DUE *******

Subs for 2021/22 now due -see below for club account details or see the club secretary

Membership Type	Description	Cost
Full	Living in the Auckland Metropolitan Area	NZ\$45
Out Of Town	Living 75km or more from central Auckland	NZ\$30
Junior	Same rights as full membership for those under 16	NZ\$25

IPMS BANK ACCOUNT NUMBER

03 0162 0012960 00

*Please add your name and details
so we know who has paid!*

EVENTS

CLUB NIGHT EVENTS

IPMS Auckland Meet on the second Tuesday of each month at 7.30pm

**Venue: The Sports Lounge
Royal Oak Bowls
146 Selwyn St, Onehunga**

January 18/1/22. New Year catchup .

February 15/2/22. Rotary wings night. Our postponed event in memory of the late Henry Ludlam.

MODELLING EVENTS

IPMS NZ nationals October 1-2, Dunedin



BULLETIN BOARD

CLUB SUPPORT

The following retailers have kindly agreed to offer IPMS Auckland club members a discount on their purchases upon presentation of their current IPMS Auckland Membership card.

The discount only applies on selected product lines and remains at the discretion of the retailer.



Modelair

349 Dominion Road
Mount Eden
Auckland
p: 09 520 1236



Cnr Market Rd & Gt South Rd
Auckland
Ph: (09) 520 1737

10% on kits and modelling supplies

Constellation
HOBBIES

Unit 5/1 Greenwich Way,
Unsworth Heights, Auckland.

Ph: (09) 441 3562

10% on kits and modelling supplies



Merv Smith Hobbies

27 Davis Crescent
Newmarket
Auckland

10% off most items on presentation of IPMS Auckland Membership Card.

Avetek Limited

Gwyn and Christina Avenell
28 Lauren Grove, RD 2, Papakura,
Auckland 2582, New Zealand.

p: +64 (09) 298 4819,
m: +64 (0)27 343 2290
e: aveteknz@gmail.com

www.avetek.co.nz
New Zealand Master Agents for:

Auszac ECO Balsa • Bob Smith Industries - Cyanoacrylates and Epoxies • Airsail International Kitsets

ICM FCM 36 Light Tank

By Lance Whitford



I called into Constellation Hobbies over the break and noticed that they had imported a few ICM kits, this FCM 36 being one that caught my eye. I have always thought that this is an attractive subject because of its futuristic shape which reminds me of a Dalek and also the exotic colour schemes it was delivered in are nice. The FCM 36 is equivalent to the Renault R35 in terms of design requirements and usage, i.e. it was meant to be an updated take on the WW 1 FT-17, a 2 man infantry tank. FCM did not have access to the large casting capabilities that some of the other French manufacturers like Renault and Hotchkiss and so they opted to produce a welded steel design with well sloped plates that offered increased protection while adding little extra weight. This design was produced before the Russians adopted the same idea for their legendary T-34.


In combat, the FCM 36 was not a great success as strategy and tactics had moved on and the German Blitzkrieg swept through France. In tank vs tank fighting the armour proved to be a success but the puny 37mm low velocity cannon was ineffective against the German tanks even though their armour was not overly thick at that point of the war. The Germans subsequently repurposed the FCM 35 as part of the Becker conversion program and like many other French tanks, it became the basis for an expedient tank destroyer mounting the famous 75mm Pak 40 anti tank gun.



ICM are the first and so far only manufacturer to release this unusual tank in plastic and I commend them on producing a kit of such an interesting subject such as this along with some of the other French WW2 subjects that other manufacturers have not bothered to touch. The kit has now been issued in several releases but essentially the parts are identical.


The kit is fairly conventional in it's parts layout insofar as the unconventional hull design allows. As is normal today there is no evidence of flash. The plastic is on the medium soft side and should not cause too many headaches. There are a number of very small parts which will require careful removal and cleanup, not to mention protection from the dreaded carpet monster. The kit does not rely on alignment pins and has a number of butt joints which will require extra care when assembling. Very little internal detail is provided for those wishing to model open hatches, ICM supply a combination canon/machine gun mount and some details for the inside of the turret hatch. There are 3 individual sprues with the one carrying the suspension and other details being duplicated.

The kit comes with old style flexible tracks which are made up of 2 lengths per side. The FCM 36's track design is not overly complex and a lot of their length is effectively hidden from view so the vinyl tracks look ok. The FCM 36 has a suspension that looks very much like a shrunken version of the British Matilda tank's. with a 4 small bogies each mounting 4 small steel wheels. ICM have supplied 2 sprues of chain links which get clipped together through a slit in every second link which looks a little tedious to assemble but will certainly look the part when done.


The kit is rounded out with a small decal sheet covering 2 quite different schemes the first, shown on the box art is a 2 tone green over sand pattern while the second option is for a more complex multicolored scheme which is similar to a vehicle that is now preserved in the French tank museum at Saumur.









FCM 36 **35336**

53   **30002**  3

53 1 2   **30097**  5

53  **30097** 4 



FCM 36

1/35 SCALE MODEL KIT No 35336

FCM 36 Французский легкий танк II MB

FCM 36 или Char léger Modèle 1936 FCM - легкий пехотный танк, разработанный для французской армии перед Второй мировой войной. Он имел экипаж из двух человек, был оснащен короткой 37-мм пушкой и 7,5-мм спаренным пулеметом. На танке был установлен дизельный двигатель. В 1938-1939 гг. было поставлено 100 танков FCM 36. Они участвовали во франко-германских боях в мае-июне 1940 года.

Тактико-технические характеристики танка FCM 36

Боевая масса, т	12
Экипаж, чел.	2
Длина, мм	4432
Ширина, мм	2128
Высота, мм	2179
Толщина брони, мм:	
корпус (лоб, борт и корма)	40-20-20
башня	40
днище	12
крыша	20
Двигатель	4-цил. дизель, 91 л.с.
Максимальная скорость, км/ч	25
Запас хода, км	320
Вооружение	1 37-мм пушка SA 18 L/21, 1 7,5-мм пулемет

ИСПОЛЗУЕМЫЕ КРАСКИ / USED COLORS:

	COLOR	Revell	Tamiya
A	Белый, матовый Flat White	105	XF2
B	Черный, матовый Flat Black	108	XF1
C	Песочный, матовый Desert Yellow	116	XF59
D	Зеленый, матовый Flat Green	148	XF5
E	Коричневый, матовый Red Brown	137	XF64
F	Светло-зеленый, матовый Light Green	155	XF21
G	Сталь Steel	191	X32

FCM 36 WWII French Light Tank

The FCM 36 or Char léger Modèle 1936 FCM was a light infantry tank that was designed for the French Army prior to World War II. It had a crew of two and was equipped with a short 37 mm gun and a 7.5 mm coaxial machine gun. Power was provided by a diesel engine. In 1938-1939 100 FCM 36 tanks were delivered. They took part in May-June 1940 French-German battles.

Tactical and Technical Specifications of FCM 36

Combat weight, kg	12
Crew, men	2
Length, mm	4432
Width, mm	2128
Height, mm	2179
Armor, mm	
Hull (front, sides and feed)	40-20-20
Turret	40
Bottom	12
Roof	20
Engine	4 cyl. Diesel, 91 hp
Max. Speed, km/h	25
Range, km	320
Armament	1x37 mm SA 18 L/21, 1x7,5 mm machine gun

	COLOR	Revell	Tamiya
H	Темная сталь Gunmetal	109	X10
J	Бежевый, матовый Reige	180	XF57
K	Кожа Leather	184	XF10
L	Ржавчина Rust	183	XF84
M	Дерево Wood	189	XF78
N	Красный, матовый Flat Red	136	XF7
P	Синий, матовый Flat Blue	156	XF8

01 СТАДИЯ СБОРКИ
ASSEMBLY STEP

03 СБОРОЧНАЯ ЕДИНИЦА
ASSEMBLY UNIT

A ИСПОЛЗУЕМАЯ КРАСКА
USED COLOR

x2 СДЕЛАТЬ ДВЕ ДЕТАЛИ
MAKE 2 PCS

□ ПРИ СБОРКЕ НЕ ИСПОЛЗУЕТСЯ
PARTS NOT FOR USE

? ПРОИЗВОЛЬНЫЙ ВЫБОР
OPTIONAL

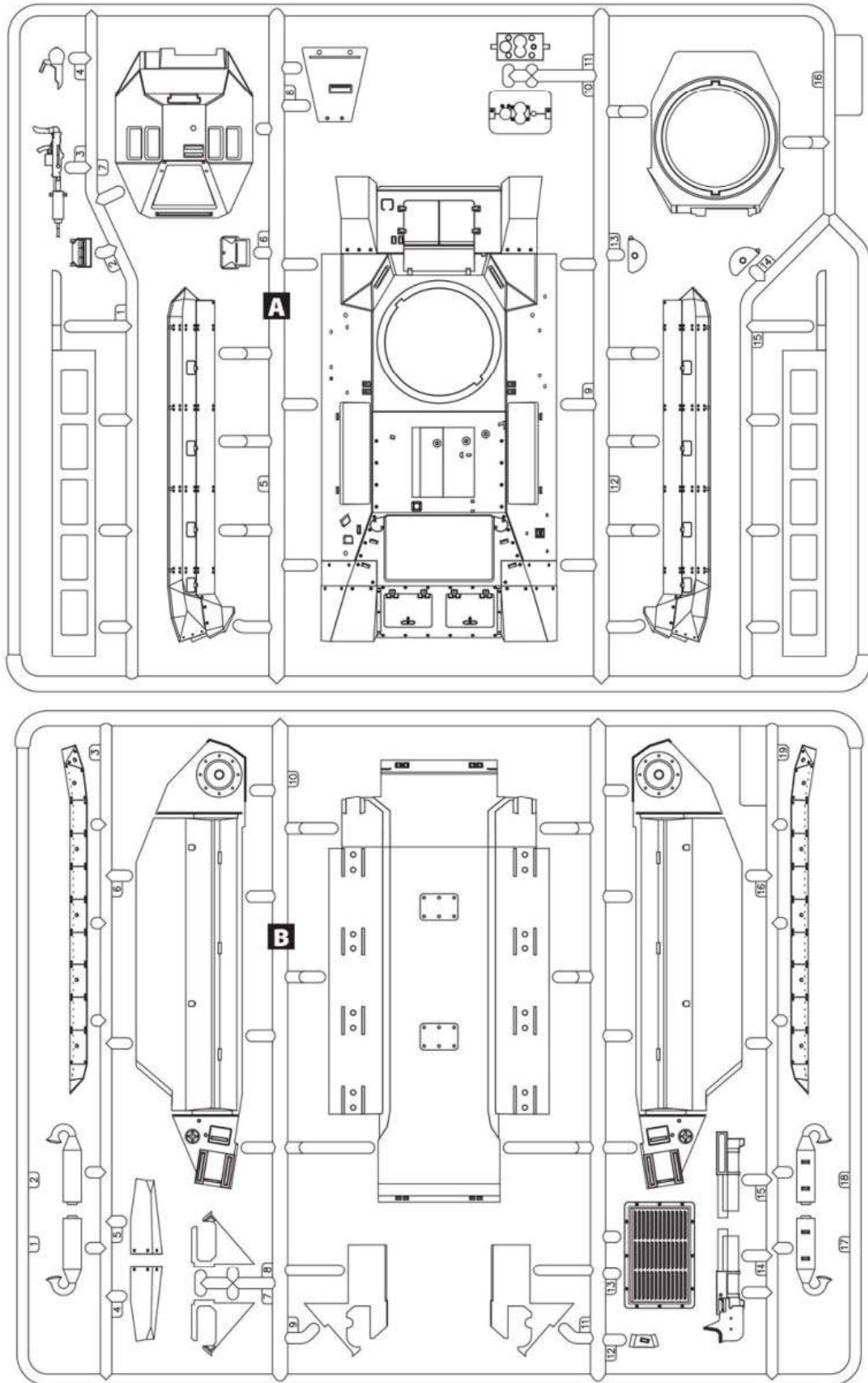
В Н И М А Н И Е !
Перед сборкой внимательно прочитайте руководство по монтажу. Каждая деталь пронумерована. Соблюдать последовательность монтажа. Необходимые рабочие инструменты: нож и напильник для зачистки деталей; резиновая лента, клейкая лента и зажимы для сушки бумаги для прижимающих склеиваемых деталей. Детали из пластика очистить в растворе мягкого моющего средства и высушить на воздухе для того, чтобы краска наносилась экономно. Хром и краску удалить с поверхностей склеивания. Небольшие детали покрасить перед тем, как они будут удалены из рамок. Краску необходимо хорошо просушить, только после этого продолжать сборку. Каждую соответствующую переводную картинку отдельно вырезать и примерно на 20 секунд окунуть в теплую воду. На обозначенном месте картинку отделить от бумаги и прижать промокающей бумагой.

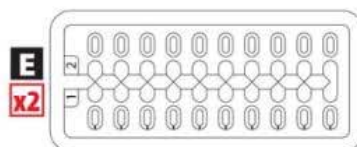

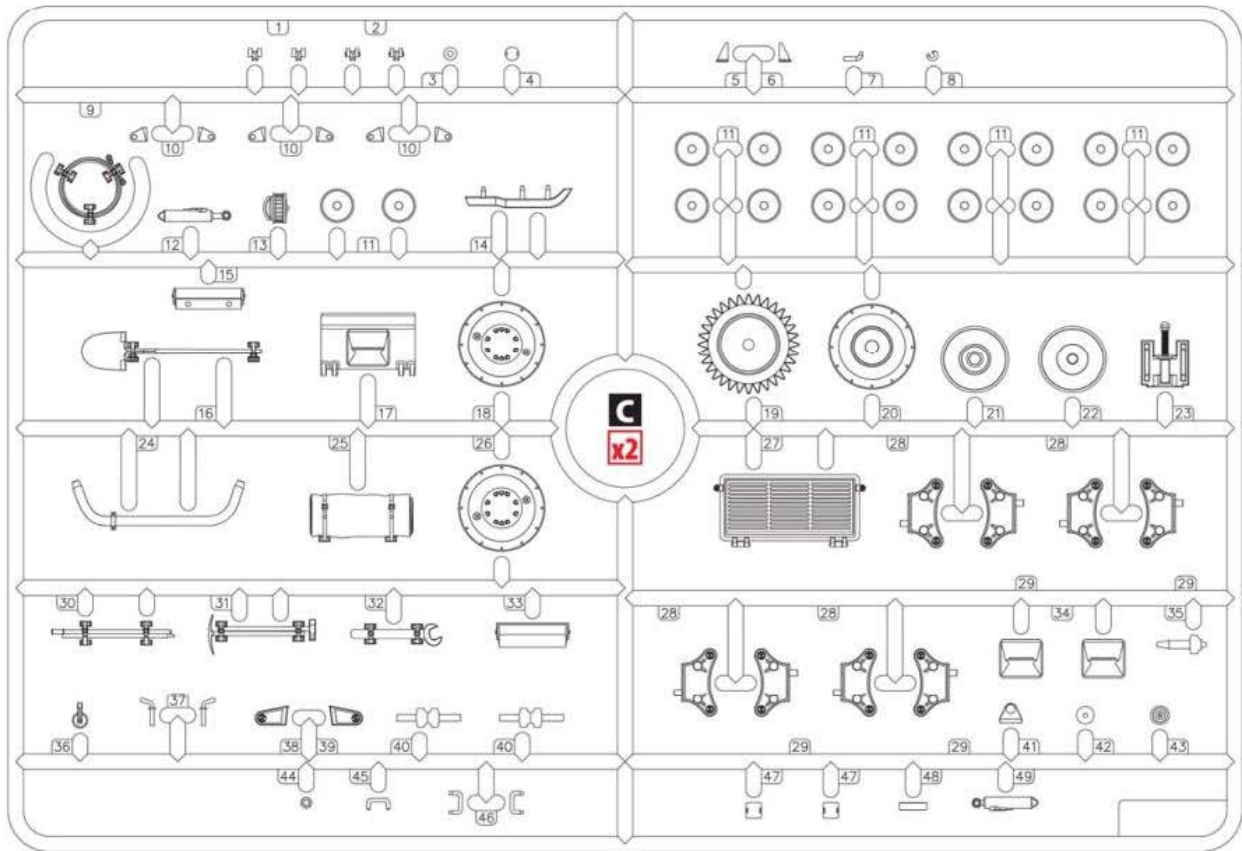
С А У Т И О Н !
Read the instructions thoroughly prior to assembly. Each component is numbered. Adhere to specified sequence of assembly. Tools required: knife and file for removal of components from frame; rubber bond, adhesive tape and clothes pegs for clamping components together after applying adhesive. Clean plastic components in a mild detergent solution and allow to air-dry so that paint and transfers adhere better. Prior to applying adhesive, check to see whether the components fit together; apply adhesive sparingly. Remove chrome and paint from the contact surfaces. Paint small components before removing them from the frame. Allow paint to dry well, and only then continue to assemble. Cut out each transfer individually and immerse in warm water for approx. 20 seconds. Slide transfer off paper and into designated position, then press on with blotting paper.



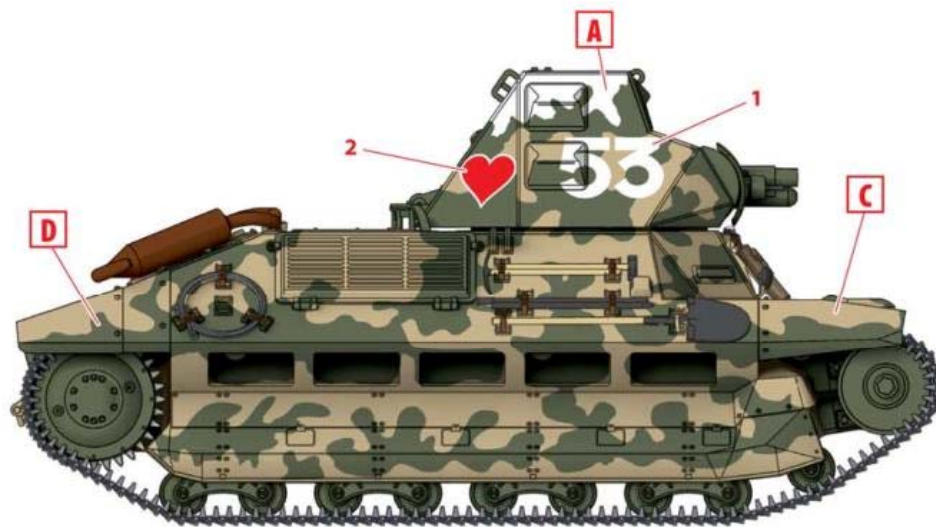
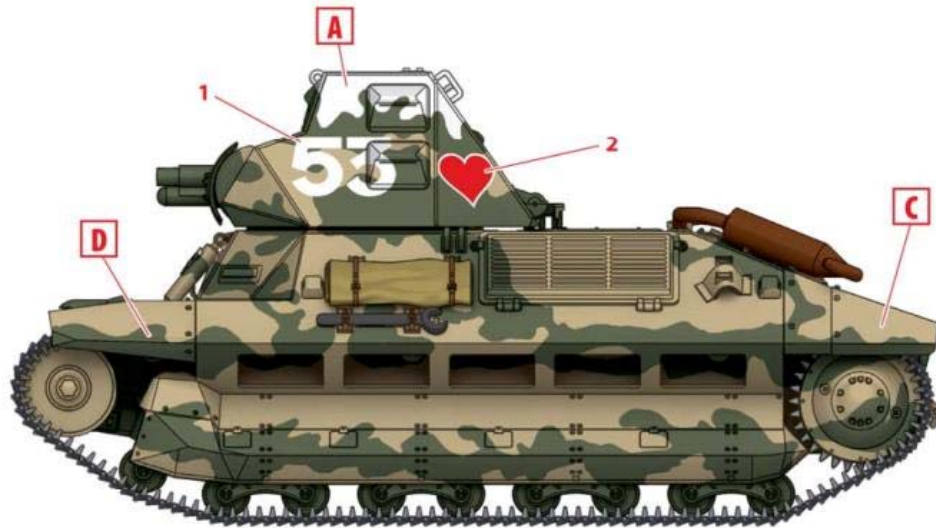
ООО ICM Холдинг
ул. Бориспольская 9, строение 64,
02099, Киев, Украина
Тел./факс: +38(044) 369 54 12
E-mail: export@icm.com.ua



ICM Holding
Borispolskaya, 9, build. 64,
02099, Kiev, Ukraine
Tel./Fax: +38(044) 369 54 12
E-mail: export@icm.com.ua








1. FCM 36, 7-й танковый батальон, Чемери, Франция, 14 мая 1940 г.
FCM 36, 7th BCC, Chemery, France, May 14, 1940

This model kit was developed thanks to provided materials by Michael Brodhacker.



2. FCM 36, 4-й танковый батальон, Франция, 10 июня 1940 г.
 FCM 36, 4th BCC, France, June 10, 1940

If you like quirky French tanks then this one is well worth a look. My intention with this kit is to do an out of the box build and focus on the paint scheme. If that goes well I may look to do a second, more detailed build sometime in the future

Airfix news highlights for 2022

By Brett Peacock

The Highlights are the 1/24 scale Spitfire Ixc (All New Tool, not a rebox of the Mk 1 with new parts!), The Avro Anson Mk I in 1/48th (Kiwi Modellers Rejoice!) and the Brand New-tooled Blackburn Buccaneer S.2! In 1/72 there is a new Meteor F8, all 3 V Bombers (at the same time!), a new boxing of the C-47 Dakota and a whole bunch of "Classic" kits re-released, including their original Anson!







1:72 HANDLEY PAGE VICTOR B.Mk.2(BS)

MODEL KIT - MAQUETTE À MONTER - MODELLBAUSATZ - MODELLO A SCALA - BOMBYMODEL - MAQUETA PARA MONTAR - PLASTYKOWY ZESTAW - KAZEMUSZSARJA - MODELO PARA CONSTRUIR - MODELLEGGESÄT - TYNARWANOFTYRENG MONTERAD





1:72 GLOSTER METEOR F.8

MODEL KIT - MAQUETTE À MONTER - MODELLBAUSATZ - MODELLO A SCALA - BOMBYMODEL - MAQUETA PARA MONTAR - PLASTYKOWY ZESTAW - KAZEMUSZSARJA - MODELO PARA CONSTRUIR - MODELLEGGESÄT - TYNARWANOFTYRENG MONTERAD





1:72 HAWKER TEMPEST Mk.V

MODEL KIT - MAQUETTE À MONTER - MODELLBAUSATZ - MODELLO A SCALA - BOMBYMODEL - MAQUETA PARA MONTAR - PLASTYKOWY ZESTAW - KAZEMUSZSARJA - MODELO PARA CONSTRUIR - MODELLEGGESÄT - TYNARWANOFTYRENG MONTERAD

AIRFIX

1:72 SUPERMARINE SPITFIRE F.22

MODELO KIT - RAQUETE A MOTOR - MODELO PARA MONTAR - MODELO A ESCALA - BOMBIQUELO - RAQUETA PARA MONTAR - PLASTIFICADOS - BATERIAS/ACCESORIOS - MODELO PARA CONSTRUIR - MODELOS/ACCESORIOS - TITANIO/ACRILICO MONTADO

AIRFIX

1:72 HEINKEL He111 P-2

MODELO KIT - RAQUETE A MOTOR - MODELO PARA MONTAR - MODELO A ESCALA - BOMBIQUELO - RAQUETA PARA MONTAR - PLASTIFICADOS - BATERIAS/ACCESORIOS - MODELO PARA CONSTRUIR - MODELOS/ACCESORIOS - TITANIO/ACRILICO MONTADO

AIRFIX

1:72 DORNIER DO.17z

MODELO KIT - RAQUETE A MOTOR - MODELO PARA MONTAR - MODELO A ESCALA - BOMBIQUELO - RAQUETA PARA MONTAR - PLASTIFICADOS - BATERIAS/ACCESORIOS - MODELO PARA CONSTRUIR - MODELOS/ACCESORIOS - TITANIO/ACRILICO MONTADO

NEW PACK ILLUSTRATION

AIRFIX

1:48 SUPERMARINE SPITFIRE Mk.IX

MODELO KIT - RAQUETE A MOTOR - MODELO PARA MONTAR - MODELO A ESCALA - BOMBIQUELO - RAQUETA PARA MONTAR - PLASTIFICADOS - BATERIAS/ACCESORIOS - MODELO PARA CONSTRUIR - MODELOS/ACCESORIOS - TITANIO/ACRILICO MONTADO



1:72 BRISTOL BLENHEIM Mk.IV

A04017 - MODEL KIT - MAQUETTE A MONTER - MODELLBAUSATZ - MODELLO A SCALA - BOUWMODEL - MAQUETA PARA MONTAR - PLASTBYGGESATS - RAKENIUSSARIA - MODELO PARA CONSTRUIR - MODELBYGGESÆT - ΜΟΔΕΛΟΓΡΑΦΗΜΕΝΟ ΜΟΝΤΕΛΟ



1:48 SUPERMARINE SPITFIRE Mk.XII

A05117A - MODEL KIT - MAQUETTE A MONTER - MODELLBAUSATZ - MODELLO A SCALA - BOUWMODEL - MAQUETA PARA MONTAR - PLASTBYGGESATS - RAKENIUSSARIA - MODELO PARA CONSTRUIR - MODELBYGGESÆT - ΖΥΝΑΡΜΟΛΟΓΗΜΕΝΟ ΜΟΝΤΕΛΟ



1:48 SUPERMARINE SPITFIRE Mk.XII

A05117A - MODEL KIT - MAQUETTE A MONTER - MODELLBAUSATZ - MODELLO A SCALA - BOUWMODEL - MAQUETA PARA MONTAR - PLASTBYGGESATS - RAKENIUSSARIA - MODELO PARA CONSTRUIR - MODELBYGGESÆT - ΖΥΝΑΡΜΟΛΟΓΗΜΕΝΟ ΜΟΝΤΕΛΟ




1:35 STURMPANZER IV BRUMMBÄR 'MID VERSION'

MODEL KIT • MAQUETTE À MONTER • MODELLBAUSATZ • MODELLO A SCALA • BODENMODEL • MAQUETA PARA MONTAR • PLASTICMODELS • EASTWINDSARAJ • MODELLO PARA CONSTRUIR • MODELLENGESATZ • ТИПАМОНТАЖНОГО МОДЕЛЯ



1:35 STUG IV SD.KFZ.167

MODEL KIT • MAQUETTE À MONTER • MODELLBAUSATZ • MODELLO A SCALA • BODENMODEL • MAQUETA PARA MONTAR • PLASTICMODELS • EASTWINDSARAJ • MODELLO PARA CONSTRUIR • MODELLENGESATZ • ТИПАМОНТАЖНОГО МОДЕЛЯ



1:35 PANZER III AUSF J

MODEL KIT • MAQUETTE À MONTER • MODELLBAUSATZ • MODELLO A SCALA • BODENMODEL • MAQUETA PARA MONTAR • PLASTICMODELS • EASTWINDSARAJ • MODELLO PARA CONSTRUIR • MODELLENGESATZ • ТИПАМОНТАЖНОГО МОДЕЛЯ

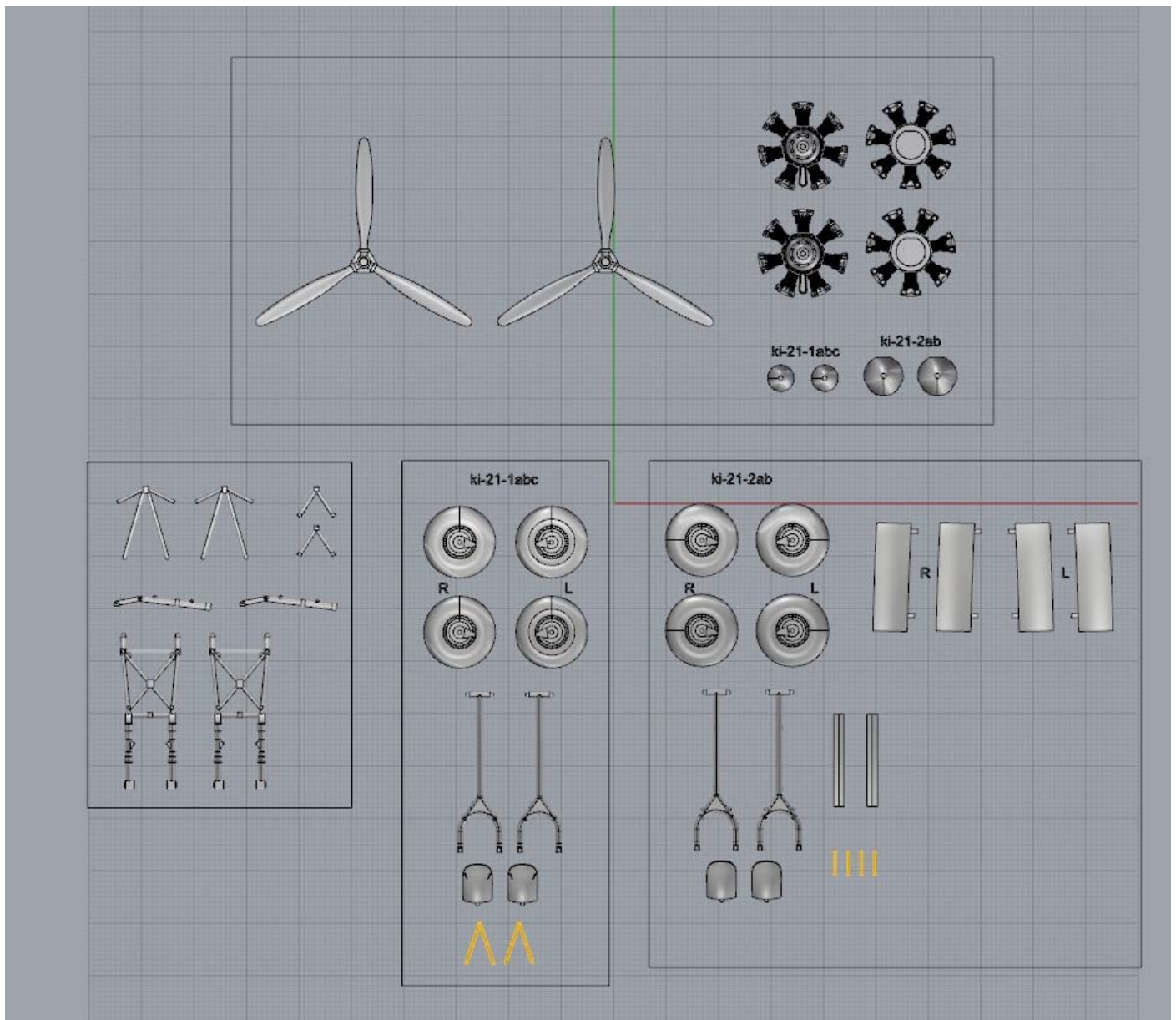
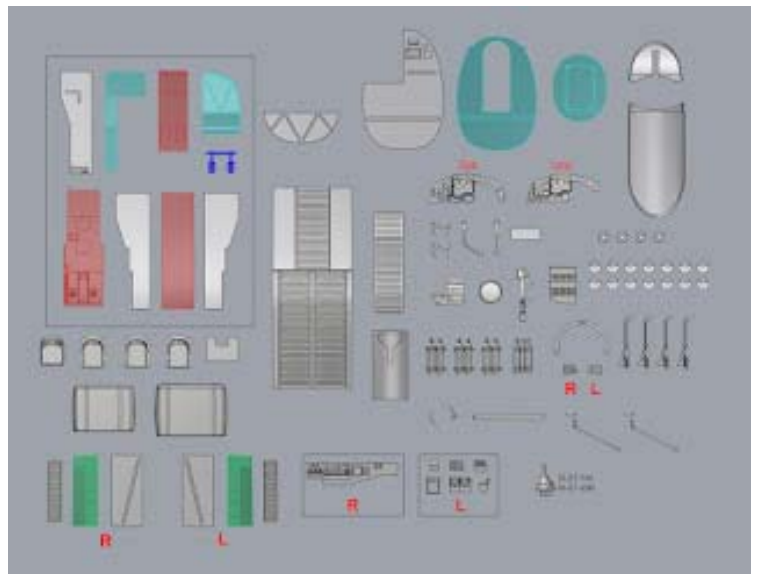
ICM Mitsubishi Ki-21b "Sally" Announcement

By Brett Peacock

ICM have announced the release in Quarter 4 of 2022 of both a 1/72 and 1/48 (If it is in both scales in unconfirmed but likely_) Bomber. (the type used at Kalkin-Gol in 1939) but it is sure to be part of a family of Ki-21s.

2 Images found of some of the parts layout: Cockpit and Engines. One modeller noted in the photos discussion, that, like the MPM 1/72 kit, it uses the wrong defensive Mgs - ones never used in the Ki21.

I am sure this will be good news for anyone who likes Japanese Aircraft of WW2.



Some announcements from Infinity Models in the Czech Republic.....

By Brett Peacock



Mirek posted this schedule of Infinity future releases over on Modelforum.cz with the comment that there could be changes in future, as well as other new models included

however, Kate and Me-410 in plastic!

<https://www.modelforum.cz/viewtopic.php?f=1&t=105045&start=4530>

2022:

INF 3203. Vampire F.Mk.3
INF 3204. Vampire F.B.Mk.5
INF 3205 Val
INF 3208 Kate

2023:

INF 3210 Me-410
INF 3207 Z-37A Cmelak
INF 3206 Wyvern
INF 3209 Beaufighter TF. X

Next:

INF 3211 L-39C
INF 3213 L-13 Blanik

GALLERY

CLUB NIGHT MODELS

Check out our Website gallery for photos taken of models at our monthly meetings

<http://ipmsauckland.hobbyvista.com>



And as usual -check out the IPMS Auckland website as we're trying to keep the content a bit more dynamic. We won't be regurgitating content found on other websites but will provide links to sites we think are of interest to members.

