

# SCALE-MAIL

## Contents

### Bulletin Board

**LUKGRAPH's De HAVILLAND DH.90  
DRAGONFLY**

**VENTURA DECALS V4897....RNZAF  
F4U-1D and FG-1D CORSAIRS**

**VENTURA DECALS V48100**

**RNZAF DOUGLAS SBD DAUNTLESS,  
Pacific Theatre, No.25 Squadron**

### For Sale

## NEXT MEETING

7.30 pm Tuesday 15/3/22

Royal Oak Bowls

146 Selwyn St, Onehunga

## COMMITTEE

Chairman - Craig Sargent     John Watkins  
Secretary - Brett Peacock     Lance Whitford  
Treasurer - Mark Robson

EDITOR: Lance Whitford  
e: lancewhitford@hotmail.com

WEBMASTER:

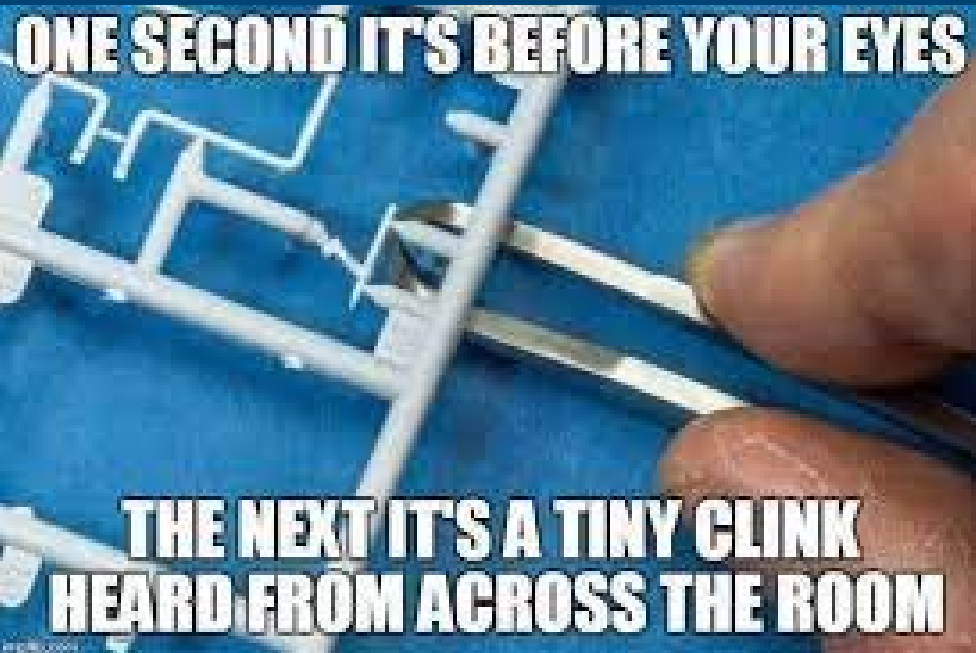
EMAIL: ipmsauckland@gmail.com  
WEB: ipmsauckland.hobbyvista.com  
YAHOO:  
groups.yahoo.com/group/ipmsauckland  
FACEBOOK:  
Link from the IPMS Auckland Website

## From the Editor

Hi all. I hope you are all fit and well and managing to stay sane as we negotiate our way through this Omicron wave. Let's hope it's the last. Thanks to the disastrous situation in Ukraine the world is now heading for more troubling times. Our hearts go out to the Ukrainian people who are living through what I can only imagine is their own version of hell at the moment.

On a more business like note we have our monthly gathering to look forward to. This month we will be having a workshop covering natural metal finishes. The mediums and methods for creating these has continued to evolve and this is a great chance to learn new tricks of the trade by drawing on others experience. As usual we welcome all input to the proceedings from those who feel they have something of their own to contribute.

## On a lighter Note



© UFS, Inc.

# BULLETIN BOARD

**NEW MEMBERS AND SUBS \*\*\*\*\* 2021/22 NOW DUE \*\*\*\*\***

Subs for 2021/22 now due -see below for club account details or see the club secretary

Membership Type	Description	Cost
Full	Living in the Auckland Metropolitan Area	NZ\$45
Out Of Town	Living 75km or more from central Auckland	NZ\$30
Junior	Same rights as full membership for those under 16	NZ\$25

IPMS BANK ACCOUNT NUMBER

03 0162 0012960 00

*Please add your name and details  
so we know who has paid!*

## EVENTS

### CLUB NIGHT EVENTS

IPMS Auckland Meet on the second Tuesday of each month at 7.30pm

**Venue: The Sports Lounge  
Royal Oak Bowls  
146 Selwyn St, Onehunga**

- March** 15/3/22. Natural metal finishes.
- April** 19/4/22. AGM, followed by detailing cockpits/ crew compartments/ interiors and 3D printing.

### MODELLING EVENTS

IPMS NZ nationals October 1-2, Dunedin



# BULLETIN BOARD

## CLUB SUPPORT

The following retailers have kindly agreed to offer IPMS Auckland club members a discount on their purchases upon presentation of their current IPMS Auckland Membership card.

The discount only applies on selected product lines and remains at the discretion of the retailer.



**Modelair**

349 Dominion Road  
Mount Eden  
Auckland  
p: 09 520 1236



Cnr Market Rd & Gt South Rd  
Auckland  
Ph: (09) 520 1737

10% on kits and modelling supplies

Constellation  
**HOBBIES**

Unit 5/1 Greenwich Way,  
Unsworth Heights, Auckland.

Ph: (09) 441 3562

10% on kits and modelling supplies



**Merv Smith Hobbies**

27 Davis Crescent  
Newmarket  
Auckland

10% off most items on presentation of IPMS Auckland Membership Card.

---

**Avetek Limited**

Gwyn and Christina Avenell  
28 Lauren Grove, RD 2, Papakura,  
Auckland 2582, New Zealand.

p: +64 (09) 298 4819,  
m: +64 (0)27 343 2290  
e: aveteknz@gmail.com

www.avetek.co.nz  
New Zealand Master Agents for:

Auszac ECO Balsa • Bob Smith Industries - Cyanoacrylates and Epoxies • Airsail International Kitsets

---



# LUKGRAPH's De HAVILLAND DH.90 DRAGONFLY

## 1:48 scale KIT No.48-10

Another 'In box' look by Pete M.



Designed in the mid-thirties, the prototype DH.90 made its maiden flight on 12 August, 1935. At £2,650 (a small fortune in today's money) it wasn't cheap, being essentially the small bizjet of its time and the private aircraft of such giants of British society as Sir Philip Sassoon and Lord Beaverbrook. Contemporary publications described it as 'a limousine airliner' with accommodation for four passengers and a pilot. It could also be used for training as there was provision for dual control, and although aimed at the luxury end of the market, most were used eventually for either commercial or military purposes. Production totalled 66, and ended in 1938.

While sharing a clear family resemblance to the DH.89 Rapide, the DH.90 was a smaller aircraft and unlike its 'cousin' had unequal span wings with a mild sweepback.




Lukgraph of Poland have produced the DH.90 in both 1:32 and now in 1:48 scale as per this review.



The major airframe components such as the fuselage, wings, rudder and fin, tailplanes, engine nacelles and cockpit interior have been moulded in a mid-grey resin.










The cockpit interior fittings, three of the seats, the props and wing struts are supplied as 3D resin prints along with two beautifully reproduced DH Gypsy Major engines to fit inside the cowlings. Much of these will not be seen unless some of the cowling panels are cut out for display.



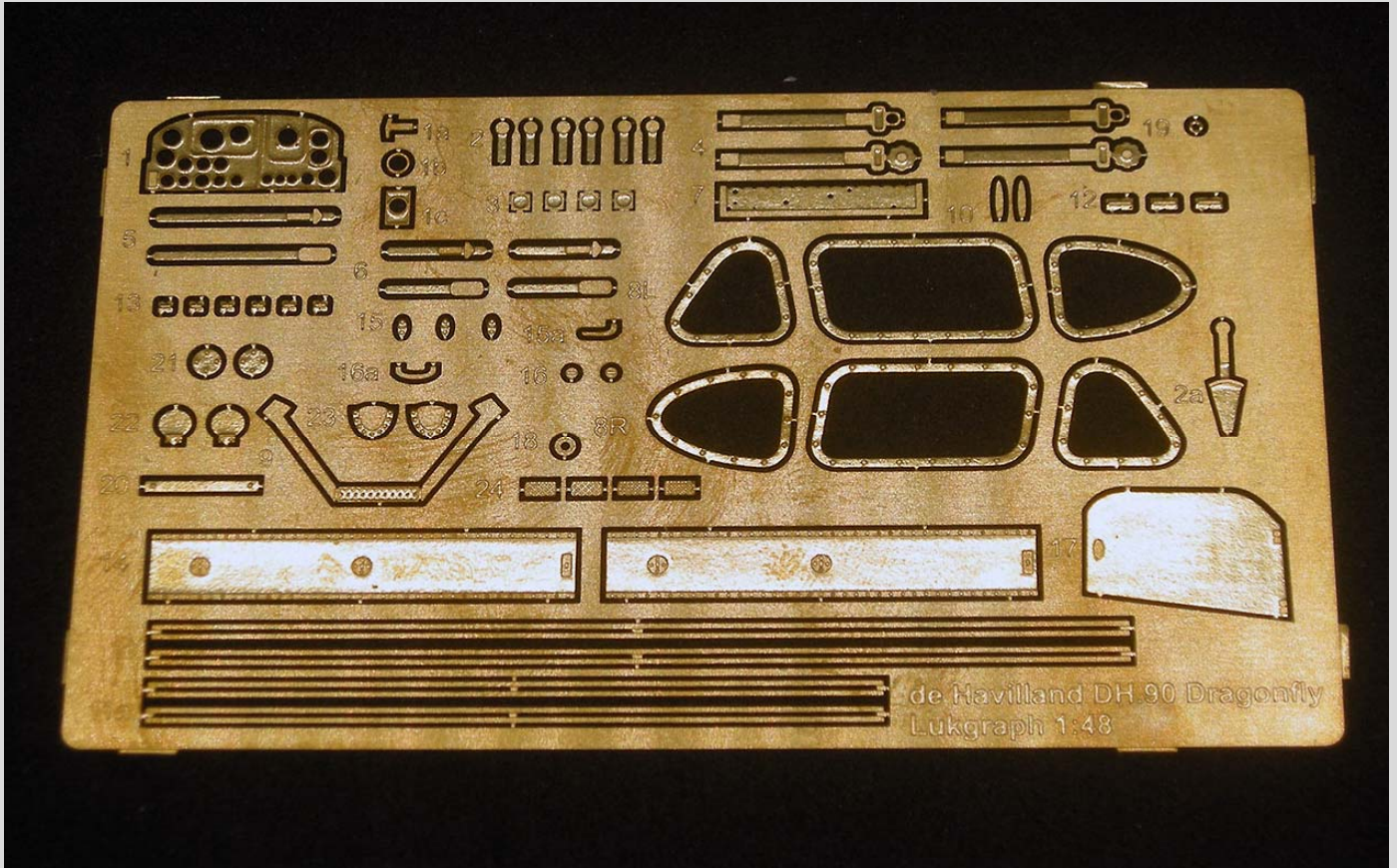


The cockpit glazing comes as a vacform moulding (2 supplied) and a clear nose cap with the fuselage window glazing supplied on a flat sheet. A pre-cut masking sheet supplies those needed for the canopy.






A small PE fret provides framing for the fuselage side windows, flat rigging wires for the centre span, the instrument panel outer face, seat belts, rudder pedals and many smaller airframe and interior details.



A small decal sheet has two instrument panel backings for the PE panel along with the compass.

The main decal sheets contain any national markings required for the options given in this kit with registration codes, DH logos for the fins and some pin-striping as required for two of the civil options.







Options in this kit are: G-AEDU in a Red scheme; ZK-AYR in a Blue scheme; G-AECW in an impressed RAF camo scheme of Dark Green/Dark Earth over Yellow; A Spanish Republican Air Force option in a Dark Green over Light Blue scheme (no decals provided so national markings will have to be painted on); S-24, A Danish Air Force aircraft in overall Silver, and 3\*6 of the Swedish Air Force in overall Silver. All decals appear to be fully in register with no obvious faults.



The instruction sheet comes as a folded A4 booklet in colour, showing each step and includes most colour notes as needed at each step.


www.lukgraph.pl




de Havilland  
**DH.90**  
Dragonfly

RESIN MODEL  
CAT. NO. 48-10

**1:48**

The Dragonfly shares a clear family resemblance with the Dragon Rapide, but is smaller and has higher aspect ratio, slightly sweptback wings. The lower wing has a shorter span than the upper, unlike the DH.89, and the top of the engine nacelles protrude much less above its surface because the fuel tank had been moved to the lower centre section. Structurally, too they are different: the Dragonfly had a new preformed plywood monocoque shell and strengthened fuselage. It was designed as a luxury touring aircraft for four passengers and a pilot, with provision for dual controls. The Dragonfly achieved maximum performance on low power, by using the new construction methods developed for the de Havilland Comet racer, and therefore was expensive to buy. In modern terms, it was an executive transport, aimed at wealthy private individuals, often via the companies they owned.

**General characteristics:**  
 Crew: 2  
 Length: 31 ft 8 in (9.65 m)  
 Wingspan: 43 ft 0 in (13.11 m)  
 Height: 9 ft 2 in (2.79 m)  
 Empty weight: 2,500 lb (1,134 kg)  
 Gross weight: 4,000 lb (1,814 kg)  
 Powerplant: 2 x de Havilland Gipsy Major  
 Propellers: 2-bladed fixed-pitch propellers



de Havilland DH.90 Dragonfly G-AEDU

de Havilland DH.90 Dragonfly ZK-AYR



de Havilland DH.90 Dragonfly RAF G-AECW


de Havilland DH.90 Dragonfly Spanish Republic Air Force

de Havilland DH.90 Dragonfly Denmark Air Force


de Havilland DH.90 Dragonfly Swedish Air Force

1 © LUKGRAPH 2021 MODEL DESIGN BY LUKGRAPH



de Havilland DH.90 Dragonfly




de Havilland DH.90 Dragonfly G-AEDU



de Havilland DH.90 Dragonfly ZK-AYR



SILVER

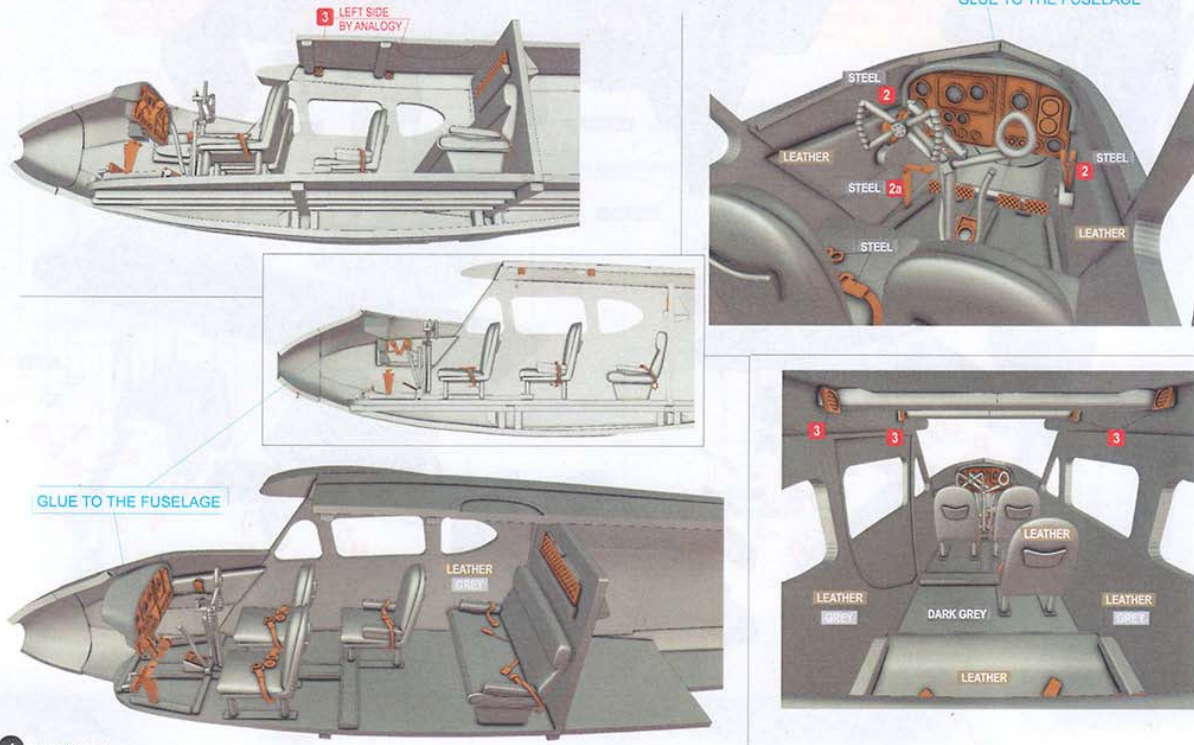
BLUE

16 © LUKGRAPH 2021

www.lukgraph.pl



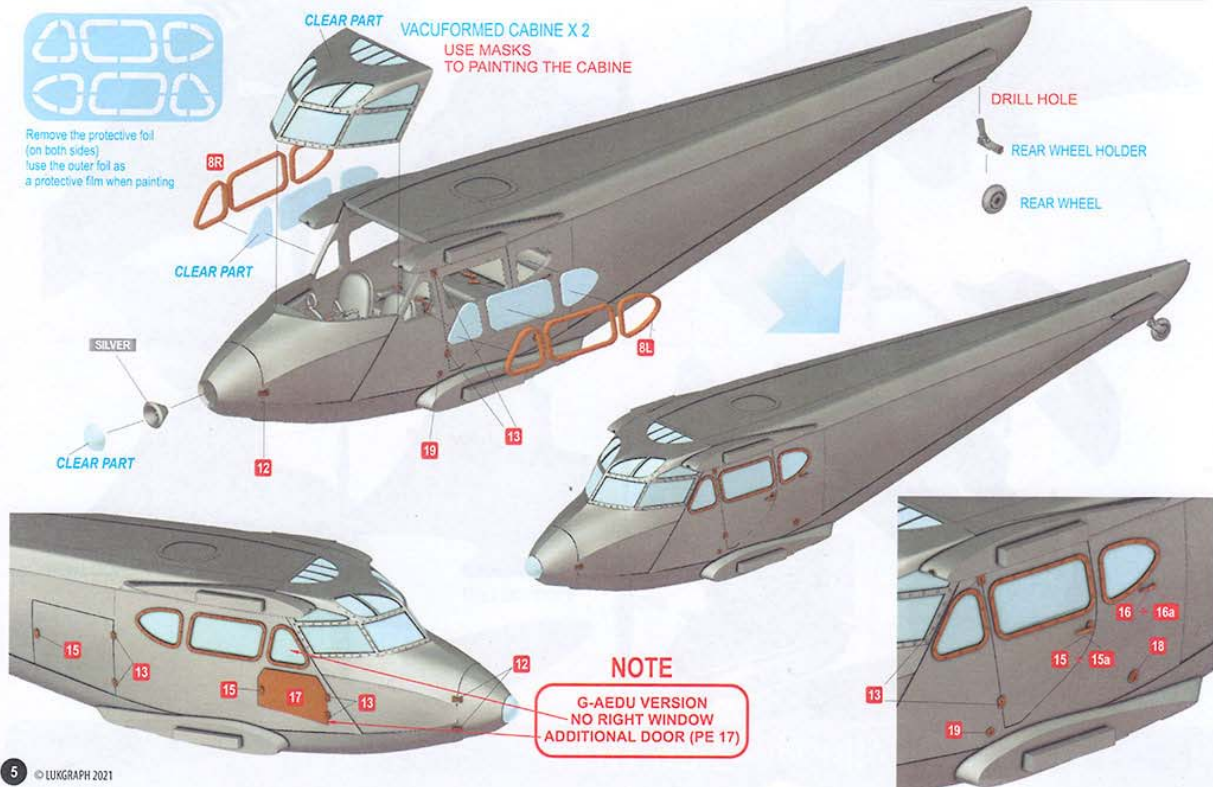
# de Havilland DH.90 Dragonfly



4 © LUKGRAPH 2021



# de Havilland DH.90 Dragonfly



5 © LUKGRAPH 2021

Note: For Kiwi modellers, ZK-AYR is based at the Croydon Aviation Heritage Museum, Mandeville, Southland

This kit is a fine example of the mixed media products coming from the smaller producers in Europe and uses that media in a common-sense way to allow a reasonably simple build. I never expected to see an almost mainstream kit of the Dragonfly appear so hats off to Lukgraph for this one.



**VENTURA DECALS V4897....RNZAF F4U-1D and FG-1D CORSAIRS**  
**No.23 'Ghost' Squadron, Fighter leader School and No.14 Squadron Japan.**  
 Review by Pete M.

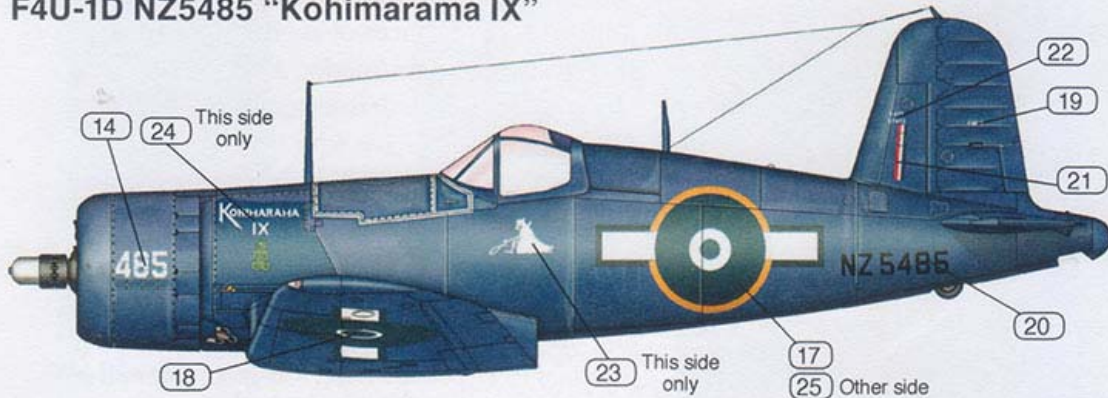
# Ventura Decals

**V4897**



**RNZAF F4U-1D & FG-1D Corsairs, No.23 "Ghost" Squadron, Fighter Leader School & No.14 Sqn in Japan**

**1/48<sup>th</sup>**  
scale

**F4U-1D NZ5485 "Kohimarama IX"**



**F4U-1D NZ5566, Fighter Leaders School**



**FG-1D Corsair NZ5617 "Verna"**

FG-1D Corsair NZ5617 with No.14 Squadron, RNZAF, Japan, 1946. NZ5617 is in the US Navy all-over Glossy Sea Blue scheme with 48 inch roundels on the wings and 36 inch on the fuselage. Note the painted out "shadow" of the previous roundel-and-bar markings. Propeller blades are black with yellow-orange tips. Spinner is also yellow-orange.

Ventura Publications, Wellington, New Zealand. [info@venturapublications.com](mailto:info@venturapublications.com)

[www.venturapublications.com](http://www.venturapublications.com)




Another RNZAF themed sheet from Ventura covers varied Corsairs from the Pacific Theatre of operations, a training school aircraft based at Ardmore in New Zealand and one from No.14 Squadron based at Iwakuni with the Occupation Forces in Japan in 1946.

Option 1 is an overall Glossy Sea Blue Vought F4U-1D NZ5485 operated by No.23 'Ghost' Squadron while based at Los Negros in August 1945. Faded upper surfaces with RNZAF roundels in six positions. Nose art on the port nose cowling consisted of the wording KOHIMARAMA IX over a Green Māori Tiki. Below the cockpit in white was the Grim Reaper 'Ghost' emblem adopted by No.23 Squadron from their working up period at Ardmore Airfield near Auckland. Being one of the first squadrons on the new Corsairs, the locals tagged them as the 'Ghost Squadron' as they were unable to see the pilots in the cockpits of these large aircraft!

(image pr7141) A crop from the Air Force Museum Of New Zealand photo PR7141.

Note: Follow Ventura's instructions **carefully** if using this option as the wing roundels consisted of overpainted US 'Stars and Bars' on the port upper and starboard lower surface and thus had 'offset' bars (decals15) but the port under and starboard upper were fully RNZAF added with 'parallel' bars and RNZAF roundel blue borders to the white bars (decals 18 and 22).

Option 2 is a Vought F4U-1D NZ5566 in the '4 Tone' scheme as used by the Fighter Leaders School based at Ardmore. The white codes were only applied to training aircraft in New Zealand, and were never used on operational aircraft in the Pacific. The roundels have been overpainted in a smaller size with the lighter blue colour as used in New Zealand. This aircraft also has an extra 'splash' of colour with the nose cowl ring being painted Orange/Yellow. A small additional sheet contains the Bu.No. and the type (F4U-1D) fin and rudder markings for NZ5566.





Note: Both of the above options had the 'Barred' type canopy as did almost all of the F4U-1D's received by the RNZAF.

The last option is one I have a personal connection with as it was my late Father's 'charge' when serving in the ground crew with No.14 (Fighter) Squadron at Iwakuni base in Japan in 1946. NZ5617 was a Goodyear FG-1D in the overall 'Glossy Sea Blue' scheme. The upper surfaces appear almost matt in all photos of No.14's Corsairs with a still glossy under surface! Note: Goodyear built Corsairs did not have the matt anti-glare panels that Vought applied to it's F4U-1D's in the Glossy Blue scheme.

Before they left New Zealand, the roundels were overpainted with the pre-war 'A' type Red/White/Blue roundels and it appears the original roundels were painted out with what appears to be Ns. Sea Blue that appears surrounding the later additions. The name 'VERNA' (dad's girlfriend at the time, eventually to become my mother) appears in Orange/Yellow on the starboard upper cowl. There were two variations on this and the one given on this sheet is the later (and more professionally applied) one that appeared late in 1946. NZ5617 originally had the serial and last two on the fin and undercarriage covers in Black. After arriving in Japan, these were later repainted in White to match the rest of the squadron's aircraft which had White serials and numbers!


### RNZAF Corsairs in Japan

As part of New Zealand's contribution to the British Commonwealth Occupation Forces in Japan (known in NZ as J Force), No.14 (Fighter) Squadron was reformed at Ardmore, south of Auckland, in December, 1945 and travelled to Japan on the aircraft carrier HMS Glory in March 1946.

The commanding officer was Squadron Leader J.J. De Willimoff, DFC, who had served with distinction in the Pacific, and commanded No.23 Squadron from it's formation in August 1944 to 1945. The Squadron's ground training was put in the capable hands of Squadron Leader J.E. Duncan, known to all and sundry as "The Bull" due to his voice!



Ground crew member Len Mossong sitting on the wing of 'His' aircraft, NZ5617. Note the taped over and painted gun ports. 'Verna' was the name of his then fiancée, later to become his wife. (Peter Mossong)



NZ566 of the Fighter Leader School, Ardmore, 13 April 1945. It's national insignia has been re-applied in New Zealand, with the roundel diameters reduced from the original US Navy size. (via A. Galbraith)



On 9 May 1947 NZ5617 "Verna" belly landed at Iwakuni. The pilot, Flying Officer P.K. Frame took off on an Army co-operation exercise but found that the undercarriage would not fully retract. He then tried to lower the wheels by various means; attempting to raise and lower the undercarriage, rocking the wings, making high "G" turns and flying at low speed, but all attempts failed. (Peter Mossong)



Upper wing roundel position for the all-over Glossy Sea Blue NZ5617. The aircraft had 48 inch roundels above and below both wings.



FG-1Ds at Hobsonville airfield ready for barging to the Auckland wharves and loading onto HMS Glory for their trip to Japan. Note the rough over-painting of the older 'operational' roundels. (via P. Mossong)

### References and Acknowledgements:

Stephanie Brooks, daughter of Alex Daly, Robert E. M Peter Mossong's web site, <http://rnzaf.hobbyvista.com>.

### Package contains two decal sheets, V4897 and V4898

Ventura Decals are printed thinly. Cut out each item and stand on a non absorbent surface. At first the decal will have loosened. Apply carefully to a gloss painted surface. We suggest "Micro Set" and "Micro Sol" to aid setting a decal from this sheet that is not needed for your subie

Another welcome sheet for the RNZAF modellers out there and time for me to build another 'Verna' using the Tamiya kit....the previous one was built back in 1988 using the Otaki kit!









Another one from the current crop of revised and new issues from Ventura is this set covering the Douglas SBD Dauntless's of No.25 Dive Bomber Squadron in the Pacific theatre of operations.

The first is NZ5034, an SBD-4 used by No.25 when based at Pallikulo airfield on Espiritu Santo during their working up period. This aircraft was loaned from US marine Corps stocks and was in the original Blue Gray/Light Gray scheme. Large RNZAF Blue/White/Blue roundels were over-painted over the original US Stars on all four positions on the wings. A yellow outlined RNZAF roundel was painted over the original fuselage stars with a narrow white bar. No nose art shows in any of the photos of this aircraft.

**Ventura Decals** **V48100**  
**RNZAF Douglas SBD Dauntless, Pacific Theatre** **1/48<sup>th</sup>**  
**No.25 Squadron** **scale**

SBD-5 NZ5057 "HOWA-BAHT-THAT"

SBD-5 NZ5061, Boxing Kangaroo

SBD-4 NZ5034, March 1944

SBD-5 NZ5064, April 1944

Squadron Badge (19) appears here on NZ5061 and NZ5064.

Ventura Publications, Wellington, New Zealand. info@venturapublications.com  
[www.venturapublications.com](http://www.venturapublications.com)



All of these options had a narrow Red/White/Blue (with red forward) fin flash as used by the RNZAF. Note: All of the RNZAF's SBD's used the land based pneumatic tailwheel assembly as most of them came via US Marine Corps stock.

Another very useful set from Ventura as along with their set 4881, almost all of the RNZAF's Dauntless's can now be produced.

### RNZAF roundel blue

Ventura has access to a small range of period colour sources such as the Dauntless tail on the next page. We have adopted a policy of selecting blues for our decals on a case-by-case basis with two blues printed on this sheet. The darker blue represents US Navy blue and the medium blue represents the shade the RNZAF used for some roundels.

The fuselage roundels on NZ5064 are non-standard in proportions and modellers should add extra dry-brushed dark blue to roughen the medium blue areas.

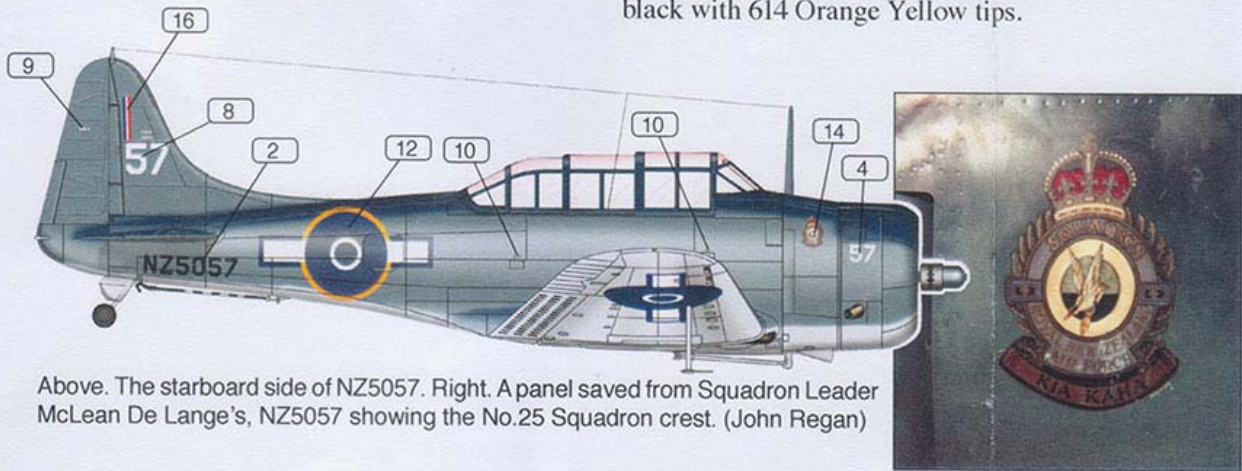
### SBD-5 colour scheme

NZ5057, NZ5061 and NZ5064 wore the US Navy 'Basic (Non Specular) Camouflage Scheme', often, unofficially, referred to as the 'Three Tone Scheme' in the RNZAF.

Colour are; ANA 606 Semi-Gloss Sea Blue upper wings and tailplanes, 607 Non-Specular Sea Blue upper fuselage, wing and tailplane leading edges, 608 Intermediate Blue fuselage sides and vertical tail, 601 Insignia White undersurfaces.


Flap interiors are 619 Insignia Red and cockpit interior is 611 Interior Green.

Propellor cap is Intermediate Blue, blades are black with 614 Orange Yellow tips.



Above. The starboard side of NZ5057. Right. A panel saved from Squadron Leader McLean De Lange's, NZ5057 showing the No.25 Squadron crest. (John Regan)

Dauntless SBD-5 NZ5064 'He'll Be Back Again' of No.25 Squadron RNZAF, April 1944. Note the extensive staining around the engine exhaust.



# For sale

## Ship kits for sale.

If you are interested in any of the kits below Please contact Andrew Birkbeck on 021 02632124

- Dragon 1/350 1027 Gleaves Class Destroyer USS Livermore DD-429 1942 **\$45**
- Hasegawa 1/350 40027 USS Gambier Bay (CVE-73) Escort Carrier **\$75**
- Trumpeter 1/350 5608 USS Lexington CV-2 **\$99**

## To model competition judges everywhere





# GALLERY

CLUB NIGHT MODELS

Check out our Website gallery for photos taken of models at our monthly meetings

<http://ipmsauckland.hobbyvista.com>



And as usual -check out the IPMS Auckland website as we're trying to keep the content a bit more dynamic. We won't be regurgitating content found on other websites but will provide links to sites we think are of interest to members.

