



SCALE MAIL

Contents

Bulletin Board

ICM 1/32 Polikarpov I-153
"Chaika" (Gull)

1939 Theme Night

NEXT MEETING

Tuesday 15th October 2019 from
8pm

Leys Institute (upstairs)

20 Saint Marys Road

Ponsonby

COMMITTEE

Chairman - Craig Sargent John Watkins
Secretary - Brett Peacock Lance Whitford
Treasurer - Mark Robson

EDITOR: Lance Whitford
e: lancewhitford@hotmail.com

WEBMASTER: Robert Willis
e: jaxbw@orcon.net.nz

EMAIL: ipmsauckland@gmail.com
WEB: ipmsauckland.hobbyvista.com
YAHOO:
groups.yahoo.com/group/ipmsauckland

FACEBOOK:
Link from the IPMS Auckland Website

From the Editor

New Meeting Time!! 8pm

Welcome to your belated November newsletter due to my 'unavoidable' holiday. The good news is that I'm able to report on our successful November meeting where we held a theme build night based on the year 1939. Judging by the number of entries on the table compared to similar events held in recent years it was a great success. The broad possibilities of the theme allowed enough flexibility that modellers representing a good range of genres decided to take part. Hopefully the committee will come up with an equally appealing theme for 2020!

2019 is fading fast but we still have our end of year get together in December followed by a drink or 2 down the road. See you there.



BULLETIN BOARD

NEW MEMBERS AND SUBS *** 2019/20 NOW DUE *******

Subs for 2019/20 now past due -see below for club account details or see the club secretary
at the next club meeting.

Membership Type	Description	Cost
Full	Living in the Auckland Metropolitan Area	NZ\$45
Out Of Town	Living 75km or more from central Auckland	NZ\$30
Junior	Same rights as full membership for those under 16	NZ\$25

IPMS BANK ACCOUNT NUMBER

03 0162 0012960 00

*Please add your name and details
so we know who has paid!*

EVENTS

CLUB NIGHT EVENTS

IPMS Auckland Meet on the 3rd
Tuesday of every Month at the
Leys Institute (upstairs), 20
Saint Marys Road, Ponsonby

**Note our new meeting
time is 8pm**

December 17th End of year Wrap up. Our
final gig of the year fol-
lowed by a few bebies at
the Cav.

MODELLING EVENTS

Nothing on the immediate horizon

BULLETIN BOARD

CLUB SUPPORT

The following retailers have kindly agreed to offer IPMS Auckland club members a discount on their purchases upon presentation of their current IPMS Auckland Membership card.

The discount only applies on selected product lines and remains at the discretion of the retailer.



ModelAir

349 Dominion Road
Mount Eden
Auckland
p: 09 520 1236



Stoker Models

Cnr Market Rd & Gt South Rd
Auckland
p: 09 520 1737
10% on kits and modelling supplies



TOYWORLD

Toyworld Henderson
56 Railside Rd, Henderson
Toyworld Westgate
1 Fernhill Dve, Westgate

15% Off the normal retail price on:

- All models and modeling accessories
- All Hornby
- All Siku
- All Schleich & Collecta figures and accessories
- All Meccano
- Lego (Excludes Lego Mindstorm's they will be 10% if available as most have already been pre-ordered)

(Note: not in conjunction with any other promotion)



Merv Smith Hobbies

27 Davis Crescent
Newmarket
Auckland

10% off most items on presentation of IPMS Auckland Membership Card.

Avetek Limited

Gwyn and Christina Avenell
28 Lauren Grove, RD 2, Pakura,
Auckland 2582, New Zealand.

p: +64 (09) 298 4819,
m: +64 (0)27 343 2290
e: aveteknz@gmail.com

www.avetek.co.nz
New Zealand Master Agents for:

Auszac ECO Balsa • Bob Smith Industries - Cyanoacrylates and Epoxies • Airsail International Kitsets

ICM 1/32 Polikarpov I-153 "Chaika" (Gull)

By Brett Peacock




In Box review. 176 Parts on 3 grey and 1 clear prues, 4 Marking options, \$NZ 95.00 from Modelair

The I-153 first saw combat in 1939 during the Soviet-Japanese Battle of Khalkin Gol in Mongolia. The Japanese Army Air Forces' Type 97 Fighter (Nakajima Ki-27) Nate proved a formidable opponent for the I-15bis and I-16 but was more evenly matched with the I-153, which retained agility inherent to biplanes while featuring improved performance. While the overall I-153 performance was satisfactory, some significant problems were revealed. Most troublesome was the absence of a firewall between the fuel tank mounted in front of the cockpit and the pilot. Combined with strong draft coming in through the wheel wells, fuel tank fires invariably resulted in rapid engulfment of the cockpit and severe burns to the pilot. In addition, the M-62 engine suffered from a service life of only 60–80 hours due to failures of the two-speed supercharger. The Polikarpov I-153 Chaika never flew with any Spanish Air Force units during or after the Spanish Civil War. Two earlier variants of this aircraft, the I-15 and the I-15bis, did fly with the Republican Air Force during the conflict and, later, captured examples of both types were used by the Fuerzas Aéreas till the early 1950s. During the Great Patriotic War of 1941-45 Chaikas were in frontline service until mid 1943, and a number of captured examples were pressed into Finnish Service. The Luftwaffe also evaluated a couple to better aid their pilots understand the aircrafts' strengths and weaknesses. Three I-153s are still flying. *Historical summary courtesy of Wikipedia*

ICM surprised everybody a little over 18months ago by releasing their first 1/32 scale aircraft kit, the Polikarpov I-16, Type 24, following it up fairly quickly with the Type 28 and 29. A few months ago they released the Bucker Bu-131 "Jungmann" trainer biplane in several boxings and the I-16,Type 10.


Alongside those, they released two versions of the I-153, this one, and one with ski undercarriage. Literally a few weeks after that, they also released a version with Finnish markings. At the same time, announcing a 1/32 scale Gladiator! I had bought the I-16Type 24 kit (with some trepidation as ICM have never been known for their build quality and markings but you can lay that caveat to rest here, and in the new 1/48 kits. Their decals are now very much improved and the build is reportedly at least on a par with recent Airfix kits, if not many Japanese and Korean kits. Take a look at the sprue shots:

Sprue Tree A: (The odd circular flats at the lower wing roots are the roof for the Wheel bay! And there is a clear window to put in the space!)




Note the very subtle fabric effect on the fuselage and wings, and the detailed cockpit floor.


Sprue Tree B: This has the upper wings and interplane struts, the engine and control surfaces. Again the fabric effect is very subtle.




Sprue tree C: This has smaller detail parts. (lots of them! – Note the bombs and rockets - Optional AFAIK)




And last Sprue Tree D: the simple Clear Tree for the Windscreen and windows and lights – 6 parts total.



A closer look at that detail:



Internal cockpit framing and pushrods for the radial engine: (about 3x life size)



Decals: The decals look to be from the same maker as decals from Begemot, which is all the better as Begemot have an excellent rating in reviews. The colours are opaque and well print-




The four options are:



- Top L: I-153, 70thIAP (Fighter Regiment), Khalhin-Gol, August 1939
- Cent L: I-153, 72ndSAP (Mixed Regiment) of Northern Fleet Air Force, Vaenga, 1941
- Bot L: I-153, 15thIAP (Fighter Regiment), Lithuania, June 1941
- R: I-153, flown by Major P.I. Biskup, 71stIAP (Fighter Regiment) of Baltic Fleet Air Force, Lavansaari, Summer 1942

The first two are in Overall Aluminium (probably Painted/Doped) with the first having a green scribble camouflage applied. The third (BotL) is in Olivegreen over Blue grey and the 4th (R) is on Black and Olivegreen over Blue grey, so the options cover all the common schemes found on the I-153. Their locations and dates also cover a large swath of the service life of the plane. (From Kalkin-Gol to the Siege of Leningrad.) Apart from the first option, the others are all Baltic campaign options, a very minor niggle, when it was so widely used throughout Russia. (At the time of the German Invasion, the I-153 was second only to the I-16 in numbers in the VVS inventory. The Mig-3 and Yak-1 w were still entering wide unit service and not present in large numbers, so this archaic Biplane was a major type in frontline service and a good, large scale kit in 1/32 is well overdue. (I hope that ICM will see fit to also produce the types' predecessors, The I-15 and I-15bis as they, too, were important types as far back as the Spanish Civil War and some were still equipping VVS Fighter Units on June 22, 1941.

The instruction sheet is clear and well laid out with CAD drawings and clear paint guide for each step. Kudos.



ICM, as a kit-maker, have progressed substantially since their early days both in the decals they use and in the finesse of parts they make. Even their instructions are a mile ahead of some other makers efforts (Cough Italeri, cough AMT!) I will look forwards to buying the Gladiator and the Bucker. And May even invest in another 1-16 (The Type 10) and I-153 (on Skis and/or Finnish!) Do not judge them by their pantographed P-51 kits or the old family of Spitfires in 1/48. That was then, this is 20 years later, now. Currently, They are producing some of the better kits on the market, like the Dornier Do-17 & Do-217 families and the Junkers Ju-88 family. (Which has easily superceded the Dragon Junkers 88 Series.)



And in 1/32 scale they are producing some long overdue types. And for you Biplane Phobic (Because "Rigging"), the I-153 has a grand total of 6 wires – 3 per side - to rig. There is no reason not to add this to your list of wanted kits. And that goes for the I-16 too! (No rigging, just two wires for the manual undercarriage retraction system!)

To Conclude: This is an excellent kit of a long neglected and rather important Soviet aircraft, one that ICM have also seen fit to do in 1/48 (Reports say that that 1/48 kit is also excellent) I can highly recommend this kit, and mine is already under way, although sadly not in time for the 1939 build, as my chosen option would be for the Khalkin-Gol markings.

A Cry for help

Club member Dimitri Berdebes has a small problem.

He recently brought a Hasegawa 1/72 F/A 18 F Super Hornet from Trade Me unopened only to find that it was missing sprue "C" which is one of two sprue "C's" . It has one of the exhaust nozzles and one horizontal stabilizer , obviously he needs two of these.

After scoring the net he has been unable to source the spare parts he requires. Essentially he need another exhaust nozzle and horizontal stabilizer to complete the kit. Dimitri is willing to pay for the bits he needs

If you can Help Dimitri then please send an email to the club address and we will forward it on from ther

1939 Theme Build

Here is a quick overview of the models on the table from our November 1939 theme build night. Firstly here is the overall winner on the night. Followed by the runner up.



These 2 entries tied for 3rd place. The following pages cover the rest of the entries.







Mitsubishi Kamakaze.
Two-seater Trainer/Utility Aircraft. Japan. 1939.



