



# SCALE MAIL

## Contents

### Bulletin Board

TREX 3D printed Sherman Updates

Armistice in Cambridge Report

Kindle Books of Interest to Modelers

Eduard 1/48 North American Aviation P-51D Mustang

On the table. Photos from our October meeting

## NEXT MEETING

Tuesday 17 Nov 2020 : 7.30pm

Freemans Bay Community Hall,  
Function room

52 Hepburn Street, Ponsonby

## COMMITTEE

Chairman - Craig Sargent     John Watkins  
Secretary - Brett Peacock     Lance Whitford  
Treasurer - Mark Robson

EDITOR: Lance Whitford  
e: lancewhitford@hotmail.com

WEBMASTER: Robert Willis  
e: jaxbw@orcon.net.nz

EMAIL: ipmsauckland@gmail.com  
WEB: ipmsauckland.hobbyvista.com  
YAHOO:  
groups.yahoo.com/group/ipmsauckland

FACEBOOK:  
Link from the IPMS Auckland Website

## From the Editor

It looks like we have nothing to prevent us from holding our November meeting as things stand so we will proceed with our planned event. Things were looking a little shaky after a bit of drama on the COVID front this week with the people being asked to avoid the CBD on Friday but things have settled down a bit now.

October saw a good turnout of members and accompanying models. It was great to see a such good turnout of models on the table so keep bringing them along.

As a reminder, this month we have our annual theme build night. This year's topic being 'For Valour.' which encompasses any subject that was related to actions resulting in anything from a mention in despatches to a medal.

A few of our members ventured south to Cambridge for the annual Armistice event. I was a very enjoyable weekend event. More details later in this newsletter

## Airbrush Spare Parts

Last month I had an enquiry about availability of spare parts for airbrushes. As a result I'll bring along my stash of needles, nozzles and other assorted bits and pieces to the meeting.



**DUDE!**  
Where's my car??

# BULLETIN BOARD

**NEW MEMBERS AND SUBS \*\*\*\*\* 2020/21 NOW DUE \*\*\*\*\***

Subs for 2020/21 now due -see below for club account details or see the club secretary

Membership Type	Description	Cost
Full	Living in the Auckland Metropolitan Area	NZ\$45
Out Of Town	Living 75km or more from central Auckland	NZ\$30
Junior	Same rights as full membership for those under 16	NZ\$25

IPMS BANK ACCOUNT NUMBER

03 0162 0012960 00

*Please add your name and details so we know who has paid!*

## EVENTS

### CLUB NIGHT EVENTS

IPMS Auckland Meet on the 3rd Tuesday of every Month at the Freemans Bay Community Hall, 52 Hepburn Street, Freemans Bay, Ponsonby

**Note our meeting time is back to 7.30 pm**

- November** Tuesday 17th November, Theme build night. 'For valour'
- December** Christmas windup and drinks. Venue TBC

### MODELLING EVENTS



NZ Warbirds at Ardmore Presents

## WARBIRDS ON PARADE

Sunday 6 December 2020  
9:00am to 4:00pm Ardmore Airport  
(Hamlin Road entrance only)

A parade of warbirds with flying displays at 10:30am / 12:30pm / 2:30pm  
On show: static aircraft / military vehicles a mock attack / merchandise aviation careers advice / food and refreshments and so much more.

Online Tickets\*: Adults \$26.00  
School Age \$5.00 / Under 5s Free  
Family Pass\*\* \$57.00  
Gate Sales: Adults \$30.00  
School Age \$5.00 / Under 5s Free

\* a full refund will be available if the event is cancelled in advance due to weather, please see our T's & C's  
\*\* Family pass: 2 adults + 3 children - only available online.

SULO, BRIAN PERRY CIVIL, Z

# BULLETIN BOARD

## CLUB SUPPORT

The following retailers have kindly agreed to offer IPMS Auckland club members a discount on their purchases upon presentation of their current IPMS Auckland Membership card.

The discount only applies on selected product lines and remains at the discretion of the retailer.



### ModelAir

349 Dominion Road  
Mount Eden  
Auckland  
p: 09 520 1236



### Stoker Models

Cnr Market Rd & Gt South Rd  
Auckland  
p: 09 520 1737  
10% on kits and modelling supplies



### TOYWORLD

Toyworld Henderson  
56 Railside Rd, Henderson  
Toyworld Westgate  
1 Fernhill Dve, Westgate

15% Off the normal retail price on:

- All models and modeling accessories
- All Hornby
- All Siku
- All Schleich & Collecta figures and accessories
- All Meccano
- Lego (Excludes Lego Mindstorm's they will be 10% if available as most have already been pre-ordered)

(Note: not in conjunction with any other promotion)

---



### Merv Smith Hobbies

27 Davis Crescent  
Newmarket  
Auckland

10% off most items on presentation of IPMS Auckland Membership Card.

---

### Avetek Limited

Gwyn and Christina Avenell  
28 Lauren Grove, RD 2, Pakura,  
Auckland 2582, New Zealand.

p: +64 (09) 298 4819,  
m: +64 (0)27 343 2290  
e: aveteknz@gmail.com

www.avetek.co.nz  
New Zealand Master Agents for:

Auszac ECO Balsa • Bob Smith Industries - Cyanoacrylates and Epoxies • Airsail International Kitsets

---

# TREX 3D printed Sherman Update Sets

By Lance Whitford





I recently received 3 different update sets from Chinese producer TRex . I was keen to compare these with similar products I have from MJ Models of Korea. I found the MJ products excellent both in quality and ease of use and these sets are of a similar quality. Packaging is excellent with the parts and their carriers securely housed inside a clear plastic container which in turn is inside a zip-lock bag which is in turn inside a cardboard box. Not much scope for damage inside all that lot .


TRex do one set done late cast hull Shermans and another for welded hulls. The primary difference being the tail light guards which have a slightly different geometry because of the differences in hull shape. The 3rd set covers just U.S.

WW II periscope guards. Some of these are included with the Sherman sets as well. The parts show no signs of unwanted surface textures and are produced in a reasonably flexible plastic. While I have not had a chance to use these yet I have heard that removal and cleanup is relatively painless like the MJ sets. One thing I have learned from my experience with MJ parts is that while these plastics may be forgiving of knocks and bumps they are not indestructible. My strategy with these will be to leave the guards off until most of the weathering is complete due to my clumsiness in handling models during that process.



The Sherman sets include replacement parts for headlight guards, tail light guards, siren guards, tow cable brackets and 3 periscope guards. The headlight guards have the tubes for the headlight mounting plugs already attached unlike MJ who supplied them a separate parts. The TRex ones just need a little retaining chain from PE added to the cap and attached to the bottom of the tube. The periscope guards look to be the most in-scale and accurate I've seen in 1/35th scale. Plastic ones are too thick, resin too brittle and PE too flat.





I highly recommend these sets to anyone who wants to take their Sherman to the next level. They greatly simplify the construction of these delicate parts which can prove challenging to model using other methods.



A number of us attended the annual Armistice in Cambridge event, some for the weekend while others came down for a day trip. There was a good number of military vehicles and artillery considering current circumstances and various contingents of re-enactors to boot. The number of collectors was down significantly on previous years with many opting to attend another event elsewhere.

The cover photo is very apt as on both Saturday and Sunday a couple of 25 pounders fired off a considerable number of blank rounds, always when I was not expecting it and the effect was amazing. The model competition and display attracted a reasonable number of entries and Auckland members were well represented in the winners circle. The event also provides an excuse to sit down with other modelers and cut some plastic as illustrated in the photo below.





# IN BOOK REVIEWS: Kindle Books of Interest to Modellers.

By Brett Peacock

A few years ago I decided to begin to collect Kindle titles as Paper books have become very expensive and space consuming. I downloaded "Kindle for PC" from Amazon, and, after finally succumbing to social demands, "Kindle for Android" for both my Samsung Tablet and my Android phone(s). Kindle for PC also enables you to add PDF files to your Kindle collection, so is doubly useful should you have any number of PDF files collected on your hard-drive.

Once you have Kindle, you can start to explore the Amazon site and various others that have Kindle titles, such as, for example, Project Gutenberg ( <https://www.gutenberg.org/> ) which has multiple-format, free downloads of many, many, many Public Domain Titles. (le Titles which have long out lived their copyright dates. (over 30,000 at last check...)

For example, being a keen reader of SF one of the first things I found on Amazon's Kindle collection were "Megapacks", notably the "Golden Age of SF Megapacks (50 titles at last check), all for under \$2.00 US and covering Short stories and Novellas dated between 1930 and 1959/60 (The accepted dates for the "Golden Age" of Science fiction) and featuring the Great Authors, such as Heinlein, Asimov , Campbell, and many others. Many of these stories are long since out of print and unavailable in Paper books. (There are many, many other subjects in the Megapacks also....)

And then you can start to explore the Non-Fiction sections. In here I have found titles I have long wanted to find and read, many for under \$5.00 US. A small selection would be: "Air War in the Pacific" by General George C Kenney, "Panzer Leader" by General Heinz Guderian, "Zoomies, Subs and Zeros" by Admiral Charles Lockwood, "Helmet for my Pillow" by Robert Leckie and "With the Old Breed" by Eugene B Sledge, among many, many others.

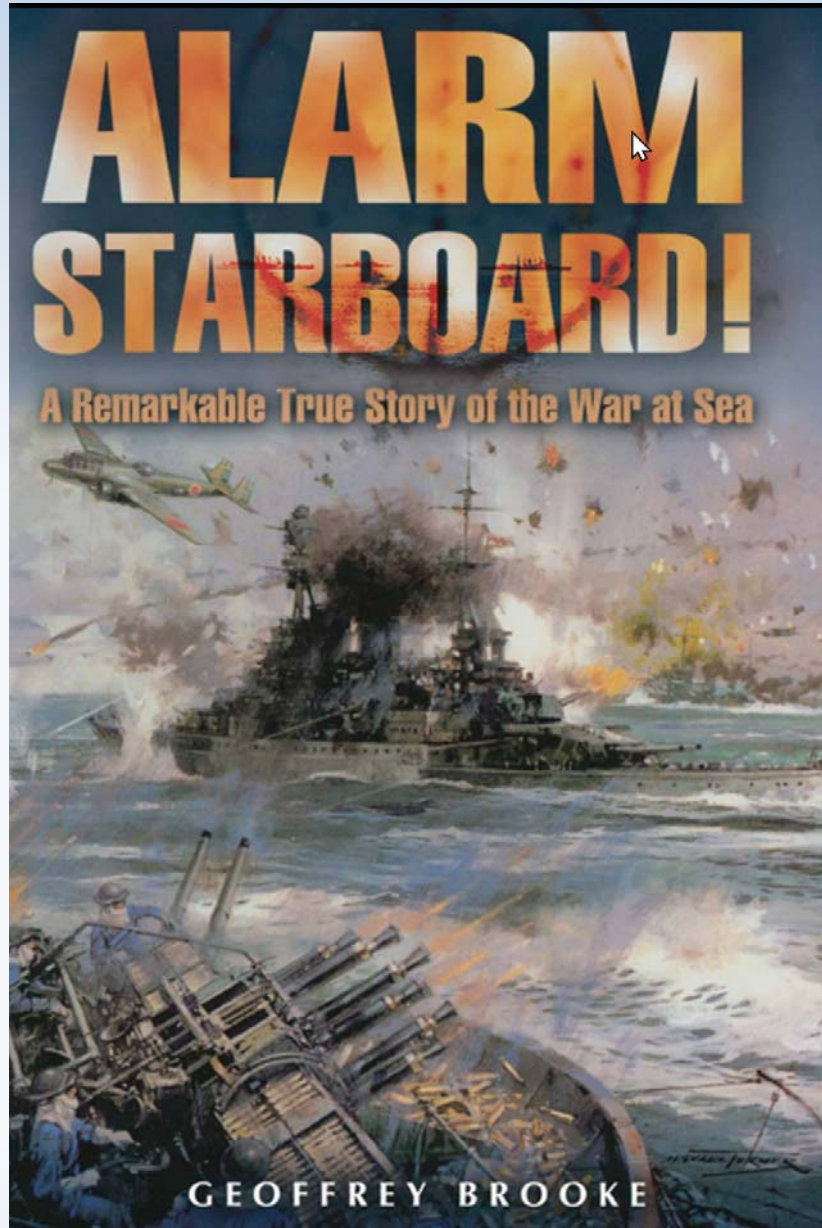
So I have decided, as my model purchasing has slackened off lately to review several titles I feel would be of interest to may members of the IPMS, whether they make Aircraft, Tanks, Figures or Ships. And I am starting with:

## "Alarm Starboard" by Geoffrey Brooke.

(Currently \$10.55 US, but I paid less than half of that a year ago, so check for it being on sale.) Yes, some titles are more than \$5.00 US in Non Fiction, but where else will you find them as many are long out of Print.

Geoffrey Brooke was a junior officer in the Pre war Royal Navy and in the next 7 years he served pretty much everywhere the Navy had ships, on many different classes and types, some very famous. If they made this a movie, few would believe it was real.

For example, his first "new" ship (as opposed to a transfer) was VERY new.... HMS Prince of Wales, which was diverted from her Maiden Voyage (With Civilian Contractors still on board!) to join HMS Hood in the Pursuit of the DKM Bismarck. Six months later he was still a junior officer on Prince of Wales when she was sent to Malaya and sunk a few days after the outbreak of the Pacific War. One of the Survivors, he made his way, ahead of the invading Japanese to Singapore and then to Sumatra, where he and some others "Commandeered" a Yacht, which they then sailed to Ceylon (Sri Lanka) to rejoin the fight.



During the next few years he served on Nelson, King George V and Victorious. The whole story is told in a very matter of fact style, aided by his personal diary, kept throughout, and is a really interesting read, especially in light of some of the myths and legends about the ships that have grown over the years since.

\*\*\*\* Highly Recommended.

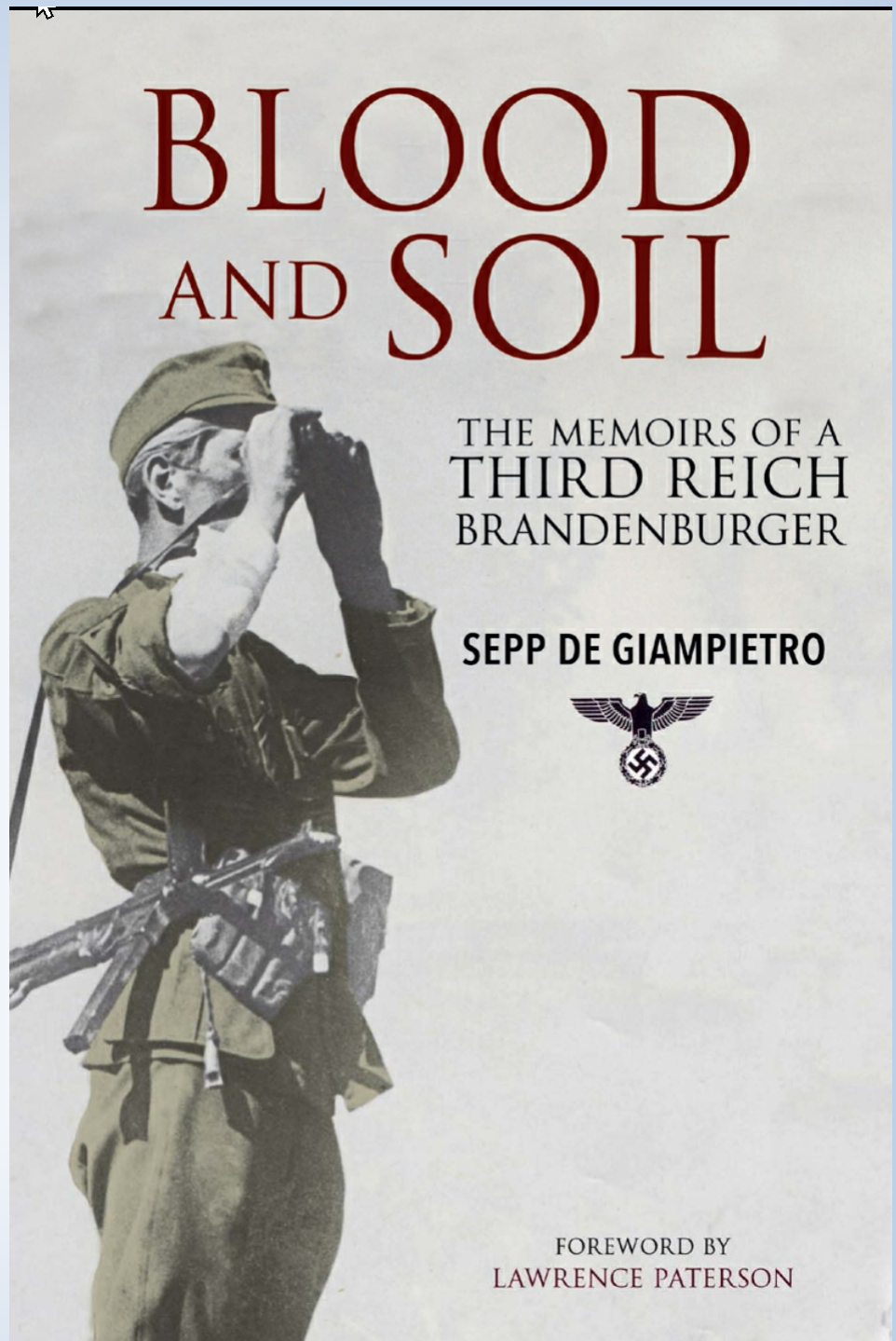
## Next: "Blood and Soil – Memoir of a Third Reich Brandenburg" by Sepp Grampietro.

\$14.99 currently – again I seem to recall this was about \$8.50 when purchased a few months back.

Josef (Sepp) Grampietro was a Tyrolean German who grew up in the part of the Austrian Tyrol that was ceded to Italy after Versailles. As a condition of the Rome/Berlin alliance and Friendship,

Ethnic Germans, who lived in the that area of the Tyrol, were allowed to leave Italy in order to join the German Army. Grampietro left before this was a done deal, and sneaked into Austria to sign up, illegally.

I, for one and like many, had never quite realised just what the Brandenburg Regiment represented. Like many, I had heard of them, but really just thought they were a "Crack" Division, named after their recruiting ground – the area near Berlin. This is NOT the case, the Brandenburgers were the closest thing the Wehrmach developed to the British Army Commandos. Their job was to infiltrate the frontlines, go deep into enemy territory and "Blow Sh\*t up!", hinder reinforcements, and misdirect counter attacks.) They also recruited experienced and tough soldiers by preference, as well as the pick of any new recruits.



"First published in German in 1984, de Giampietro's highly personal and eloquent memoir is a vivid account of his experiences. In astonishing detail, he delves into the reality of life in the unit from everyday concerns and politics to training and involvement in Brandenburg missions. He details the often foolhardy missions undertaken under the command of Theodor von Hippel including the June 1941 seizure of the Duna bridges in Dunaburg and the attempted capture of the bridge at Bataisk where half of his unit were killed." - Kindle book precis quote

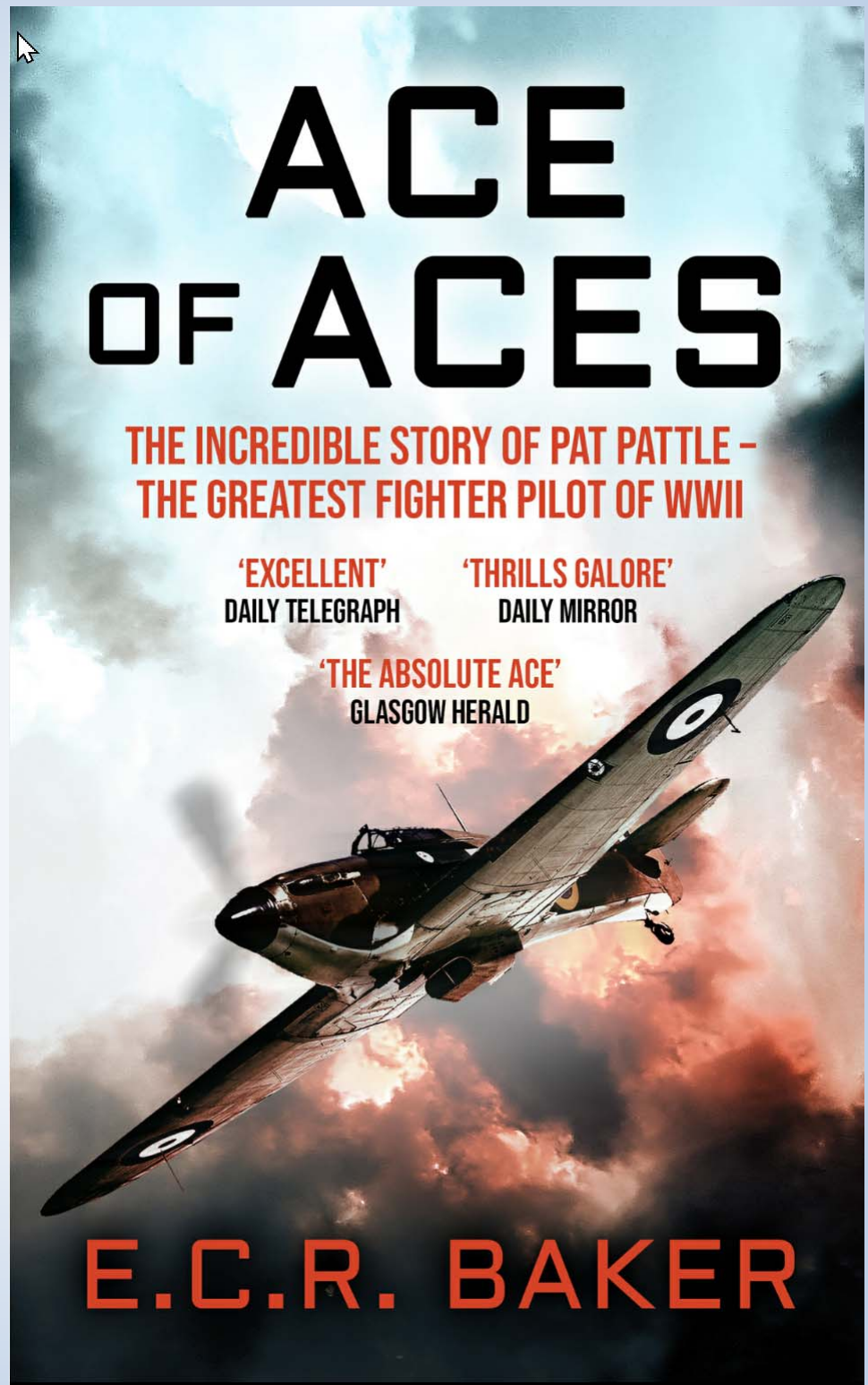
# "Ace of Aces: The Incredible Story of Pat Pattle" by E.C.R. Baker.

Kindle price \$2.99 US (or free on Kindle Unlimited.)

Born in South Africa, Marmaduke Thomas St John Pattle was very probably the RAF's top scoring ace of WW2. And he was Killed in Action over Greece in 1941! This very well researched book is a straight biography and I have always wanted to learn more about him, as he is virtually forgotten nowadays. While his "Official" score stood at 28 enemy aircraft downed, there is no record of his confirmed kills surviving from the day he arrived in Greece in 1941, when the Greeks were kicking the Italians out of Greece and back into Albania until the day he was shot down near Athens shortly before the BEF evacuated to Crete. According to the Squadron logs (incomplete) he shot down at least 17 more in Greece in a little over 7 weeks. (Which would make his total 45 (at least) or at least 7 more than Johnny Johnstone or at least 5 more than Richard Bong.) And he fought for only about 2 and a half years – Later 1939 to early-mid 1941.

Bear in mind that in Egypt and Libya, Pattle flew the Gloster Gladiator, an obsolete Biplane, and for the first 3 weeks at

least in Greece he was still in Gladiators, only transitioning to Hurricanes after the German invasion. I bought this volume to go with my 1/32 Gladiator kit by ICM, and I am very glad (Sorry! Bad Pun. Very Bad Pun.) that I did so. The Author has clearly spent a very long time researching and interviewing witnesses and records to produce one of the better Biog-



# Eduard 1/48 North American Aviation P-51D Mustang

By Brett Peacock

## VERY LONG RANGE: Tales of Iwojima

Cat. No. 11142



This kit was \$108 from The Model Room in Papakura. You may thank Covid 19 for the increased price. It has hit shipping costs hard.


This kit contains 6 Grey sprues and 1 clear sprue. 5 of the 6 grey sprues are common with the standard P51D kits already released and the sixth had the long range fuel tanks and mounts specific to the VLY Mustangs on Iwo Jima and Okinawa. You get 2 of the 150gallon Lockheed styled drop tanks (ala the P-38) and 2 of the 110 gallon metal; drop tanks which resemble the 75 gallon metal drop tanks used in Europe, except for their size. Mounts for each are also included moulded in thin plastic.

Be aware that the parts map in the instruction grey out about 50 odd parts as not used, so your spares box will be happy. (And, no, I am NOT going to count the parts – I suspect that including the redundant parts there are over 200.

Also found in this kit are 2 sheets of Photo-etch- 1 pre-painted and 1 plain brass, 1 mask set and 17 cast resin pieces – 12 Zero Length rocket stubs, 2 main wheels, 1 tail wheel and 2 wheel hubs for the mainwheels.

There is a large (A-4 sized) Instruction booklet, 1 Large decal sheet and a Folded poster of the Box art! Lastly there is also a small lapel pin featuring the striking Snake emblem of the FG based on Iwo Jima in 1945, so I guess that makes up a bit for the increased price in NZ!

## The box contents:



This being the first Eduard Mustang I own, I can only compare it to other Eduard kits, and it holds its own there easily. The finesse of the detailing is the best I have seen. (Yes I still love the Airfix kit, now close to half the price of this at \$60.00 NZ, but Eduard's fine detailing leaves the Airfix kit a bit behind, but not in the dust. If you want a prizewinner, get the Eduard, if you want a collection that won't break the bank, Airfix is still the choice. Believe it or don't the Meng Snap-fit kit is still more expensive than Eduards! (And does not offer 1/3 the choice of options/parts.) The admittedly otherwise very nice Tamiya P-51D kit is now definitely superseded in detail and finesse, even leaving out its fairly plain Cockpit and wrong wheel wells. The kit offers a round dozen markings options for the modeller, and, I have to say, IF you want extra options for a VLR Mustang, you can get an Airfix kit and load it with the spare tanks/ markings decals from this one! Heck, for the resin casters among us, you can make casts of the main VLR Drop tanks before you use them on the kit!

Special note- The kit includes the "Uncle Dog" Radar Aerials, and relocated main aerial mounting!

## The Markings:

Note that this is only 9 of the 12 Marking options.



- 45 FS, 15 FG, 7 AF44-63483 Tom Kat (Maj. Gilmer L. Snipes) Iwo Jima February 1945 | Silver with Green Black stripes
- 45 FS, 15 FG, 7 AF 44-63483 Stinger VI (Maj. Robert W. Moore) Iwo Jima, August 1945 Silver with Green stripes
- 457 FS, 506 FG, 20 AF 44-72570 Fighting Lady (Lt. Ralph S. Gardner/2nd Lt. Chester Jatczak) Iwo Jima, June 1945 Silver with Green tail
- 458 FS, 506 FG, 20 AF 44-72579 Delta Queen (Capt. J.B. Barker Jr.) Iwo Jima, July 1945 Silver with Blue striped tail
- 46 FS, 21 FG, 7 AF 44-63451 Mary Alyce/My Miss Moe (Lt. Robert J. Louwers/Lt. John E. Montgomery) Iwo Jima, July 1945, Silver with Blue Black stripes
- 462 FS, 506 FG, 20 AF 44-72587 How Mistake (2nd Lt. William G. Ebersole/2nd Lt. James R. Bercaw), Iwo Jima, July 1945, Silver with Yellow tail
- 47 FS, 15 FG, 7 AF 44-63420 Moonbeam McSwine (Capt. Eurich L. Bright) Iwo Jima, July 1945, Silver with Blue Yellow stripes
- 72 FS, 21 FG, 7 AF44-63733 Dede Lou (Maj. Paul W. Imig) Iwo Jima, March 1945, Silver with Yellow Black stripes


Next is the Large Main decal sheet:






Some close ups:


1 The new sprue in this kit:



The Photo etch : (the two parts which look like hollow rectangles are templates for scribing a new set of panel lines on the VLR variant.



## The Resin



And...the Lapel Pin! (the poster is just the Box artwork so I am not going to include it here.)




So, that about brings us up to the conclusion: The Eduard Mustang is, without doubt the best Mustang kit in 1/48, just as the Tamiya Uber kit is best in 1/32, but you will pay a premium for it, and that is, nowadays pretty much the norm, sadly. I find that getting a "Special Edition" kit like this one does negate some of the value but you know you have something special in your hands, and it is not just the Pin and Poster than do this. You now have a plethora of markings that you can use on other, cheaper kits also! And that alone is good news, is it not?

(I hope to soon own the Eduard Dual Combo Spitfire 1a kit and will report back on that as soon as I do.)  
This Mustang kit is a 5 star rating from me!

Brett Peacock

(I would like to extend special thanks to the Model Room and Alan S for snagging this kit for me!)

# On the table. Photos from our October meeting






























**NZ Warbirds**  
AT ARDMORE  
Presents



# WARBIRDS ON PARADE



**Sunday 6 December 2020**

**9:00am to 4:00pm Ardmore Airport**

**(Hamlin Road entrance only)**

A parade of warbirds with flying displays at 10:30am / 12:30pm / 2:30pm  
On show: static aircraft / military vehicles / a mock attack / merchandise  
aviation careers advice / food and refreshments and so much more.



Online Tickets\*: Adults \$26.00 / School Age \$5.00 / Under 5s Free / Family Pass\*\* \$57.00

Gate Sales: Adults \$30.00 / School Age \$5.00 / Under 5s Free

\*a full refund will be available if the event is cancelled in advance due to weather, please see our T's & C's

\*\* Family pass: 2 adults + 3 children - only available online.

**SULO**



# GALLERY

CLUB NIGHT MODELS

Check out our Website gallery for photos taken of models at our monthly meetings

<http://ipmsauckland.hobbyvista.com>



And as usual -check out the IPMS Auckland website as we're trying to keep the content a bit more dynamic. We won't be regurgitating content found on other websites but will provide links to sites we think are of interest to members.

