



# SCALE-MAIL

VISIT US AT - [ipmsauckland.hobbyvista.com](http://ipmsauckland.hobbyvista.com)

## IN THIS ISSUE

• Chairman's Bit	1
• Bulletin Board	2
• Build the Same Kit	3
• Events	7
• Buy, Sell, Swap	8
• The Model League	9
• IPMS Nationals 2014	11
• Plastic People - Jorn Lieskounig	13
• Plastic People - Gregg Shaw	14
• Ventura Harvard Decals	15
• Airbrush Shoot-Out	17
• Catalina Restoration Report	21
• Gallery	28
• Last Words	33

## NEXT MEETING

**OCTOBER**  
AVETEC GLUES DEMO

7.30pm  
Tuesday 21<sup>st</sup> October  
Leys Institute (upstairs)  
20 Saint Marys Road  
Ponsonby

## COMMITTEE

Chairman - Peter Harrison     Dimitri Berdebes  
e: [gepete@xtra.co.nz](mailto:gepete@xtra.co.nz)  
Secretary - Peter Foxley  
e: [peter.foxley@xtra.co.nz](mailto:peter.foxley@xtra.co.nz)  
Treasurer - Barry Kelloway  
e: [jbkelloway@ihug.co.nz](mailto:jbkelloway@ihug.co.nz)

## DESIGNER & WEBMASTER

Robert Willis  
e: [jaxbw@orcon.net.nz](mailto:jaxbw@orcon.net.nz)

## POSTAL ADDRESS

C/- Peter Harrison  
PO Box 68929  
Newton  
Auckland 1145

EMAIL: [ipmsauckland@gmail.com](mailto:ipmsauckland@gmail.com)

WEB: [ipmsauckland.hobbyvista.com](http://ipmsauckland.hobbyvista.com)

YAHOO:

[groups.yahoo.com/group/ipmsauckland](http://groups.yahoo.com/group/ipmsauckland)

FACEBOOK:

Link from the IPMS Auckland Website

## THE CHAIRMAN'S BIT

Hi Fellow Club Members

I recently attended the IPMS Nationals in Christchurch and it was a pleasure to catch up with fellow model makers from the other branches, many of who made the journey up north last year.

The conversation centred around the usual topics of what we're each building, the huge stash of unstarted models hoarded away for a distant time when we will have more spare time... all the usual. It was a pleasure to see some fine models on display and pictures from the event are included later in this edition of ScaleMail.

Next week at club night, it will be a regular show and tell. The club has been offered a visit to the Auckland Helicopter Rescue Centre and an invite to another event, and I'll discuss these further on the night.

I look forward to seeing your latest project and wish you a great week.

Cheers

Peter

# BULLETIN BOARD

## CLUB SUPPORT

The following retailers have kindly agreed to offer IPMS Auckland club members a discount on their purchases upon presentation of their current IPMS Auckland Membership card.

The discount only applies on selected product lines and remains at the discretion of the retailer.

### ModelAir

12 Kent St Newmarket  
Auckland  
p: 09 520 1236  
10% on kits

### Stoker Models

Cnr Market Rd & Gt South Rd  
Auckland  
p: 09 520 1737  
10% on kits and modelling supplies

### Apix Photographic Supplies

130 New North Rd, Eden Terrace  
Auckland  
p: 307 3177  
10% on memory cards, tripods, and accessories.

### Avetek Limited

Gwyn and Christina Avenell  
28 Lauren Grove, RD 2, Papakura,  
Auckland 2582, New Zealand.  
p: +64 (09) 298 4819,  
m: +64 (0)27 343 2290  
e: aveteknz@gmail.com  
www.avetek.co.nz  
New Zealand Master Agents for:  
Auszac ECO Balsa • Bob Smith Industries  
- Cyanoacrylates and Epoxies • Airsail  
International Kitsets

### TOYWORLD

Toyworld Henderson  
56 Railside Rd, Henderson  
Toyworld Westgate  
1 Fernhill Dve, Westgate

15% Off the normal retail price on:  
- All models and modeling accessories  
- All Hornby  
- All Siku  
- All Schleich & Collecta figures and accessories  
- All Meccano  
- Lego (Excludes Lego Mindstorm's they will be 10% if available as most have already been preordered)

(Note: not in conjunction with any other promotion)

### Capital Books

110 Featherston Street  
Wellington  
<http://www.capitalbooks.co.nz>

10% off most items on presentation of IPMS Auckland Membership Card. CB has a list of current IPMS Auckland members for internet purchases.

### Merv Smith Hobbies

27 Davis Crescent  
Newmarket  
Auckland

10% off most items on presentation of IPMS Auckland Membership Card.



Avetek Limited

# BULLETIN BOARD

## Build the Same Kit - English Electric Lightning Completion Deadline: December Meeting

What could be simpler... everyone builds the same subject and comes up with the same but different! We put them all on the table, compare notes and pick a winner. The English Electric Lightning has been kitted by FROG, REVELL, HASEGAWA, and most recently AIRFIX with definitive kits in 1/48 and a new tool 1/72 kit for 2014. (Not to mention the Trumpy 1/32 kit and the soon-to-be-available Sword T2 and T4 kits and Airfix 1/72 F.6...)

MODELAIR has kindly offered club members a special price of just \$25 for the new Airfix 1/72 kit... so what are you waiting for. The challenge is all the greater given the bare metal finish that was often sported by the Lightning... get your afterburners fired up and your model finished by December!



## IPMS Tauranga?

14 Katikati Advertiser

Thursday, October 2, 2014

# Trio set to work on modellers' club

Katikati resident John Watkins and Tauranga couple Melanie and Kevin Salisbury aim to start up a Tauranga branch of the International Plastic Modellers' Society (IPMS).

The trio believes there must be a fair number of model makers of plastic kits in the Western Bay and Tauranga area, who build models of all scales and themes, who as yet, don't have a club that they can attend and bring their recently completed models for display or any current unfinished model projects to show at the meeting and share information about the build.

An initial setup meeting was held at the Salisbury's home in early September where matters such as subscriptions, newsletters, club logo, monthly meetings, supper and advertising promotions were discussed.


The aim is to have a properly set up, working club branch in Tauranga, that adheres to the rules of the IPMS organisation and groups worldwide and whose members can enter their models in national and regional competitions in New Zealand and display their models at appropriate display venues, like the Armistice Day Exhibition held at Cambridge on the nearest Saturday and Sunday to Armistice Day, (November 11) which is now attended by modellers from the Waikato Scale Modellers' Club and the Auckland Branch of IPMS of which John Watkins is a member.

Expressions of interest from 15 or more people are being sought to enable the group, when established, to become registered as an Incorporated Society.

An inaugural meeting is being held on Wednesday, October 15 at 7.30pm at Lounge Room 1 at the Tauranga RSA complex in Greerton.

All interested modellers, (or would be modellers,) are invited to attend.

■ For more information please contact Melanie and Kevin Salisbury on 578-8759 or email [melanie@travelmanagers.co.nz](mailto:melanie@travelmanagers.co.nz) or John Watkins 579-0449 or [jandvwatkins@xtra.co.nz](mailto:jandvwatkins@xtra.co.nz)



John Watkins at his model-making table. He is holding a 1/72 scale hawk Hawker Hurricane, with a model of HMS Suffolk on the table.



A 1/600th scale model of HMS Suffolk, a Royal Navy World War II destroyer.

## IPMS Tauranga update

Thursday, October 9, 2014

# Locals gather to show off model behaviour



**Stuart  
Whitaker**

Keen modeller John Watkins would like to see a club catering to his needs a little closer to home.

John recently moved to Katikati from Auckland and still attends the Auckland branch of the International Plastic Modellers' Society (IPMS).

But he recently got together with Tauranga's Kevin Salisbury and the idea of a Western Bay of Plenty branch of the IOIMS was born.

"Kevin really had the idea of starting the group — we think there are a lot of modellers out there, but not a club," says John.

An initial meeting has been set up for next Wednesday and John believes it will be similar to the Auckland branch.

"There will probably be a show-and-tell with completed models, or models that are still being worked on, and in Auckland there is usually a talk on something like decals, airbrushing or weathering using different powders."

There may be competitions within the club using the standard IPMS categories, which include categories for juniors.



John Watkins (left) is looking to start a plastic modellers' club in Tauranga and Keenan Barton-Hutchings is keen to become a member.

"It won't be just planes and military vehicles. We have someone who makes rally cars and there are science fiction figures, model cars, armaments, dioramas and ships."

While mostly aimed at those making model kits, those who prefer to scratch-build their models will also be welcome.

Keenan Barton-Hutchings (17) intends to join the club. He has been making models since he was about 13 and concentrates on World War I and II military vehicles and aircraft.

"I'd like to meet more modellers to get more ideas from experts and people who have been doing it for ages," he says.

The first meeting will take place next Wednesday at Tauranga RSA, in Lounge Room 1, at 7.30pm and all modellers and would-be modellers are invited to attend.

■ For more information contact **Melanie and Kevin Salisbury on 578 8759 or email [melanie@travelmanagers.co.nz](mailto:melanie@travelmanagers.co.nz) or John Watkins on 579 0449.**

# BULLETIN BOARD

*FROM THE GUYS  
WHO BROUGHT YOU  
POP KULTCHA COMES...*

# FANFAIR

**Potters Park Event Centre**  
164 Balmoral Road, Auckland  
(Deaf Society Building)

**November 8th 2014, 10-3pm**

Adults \$5 Children \$2

Featuring  
Sci-Fi, Movie Posters, Pop Culture Items, Displays,  
Games, TV Stuff, Comics and more



enquiries to Tama  
wtgravenor@hotmail.com  
ph (09)6386823



# BULLETIN BOARD

## NEW MEMBERS AND SUBS \*\*\*\*\* 2014/15 RENEWAL DUE \*\*\*\*\*

Subs for 2014/15 are well overdue - see below for club account details or see the club secretary at the next club meeting.

### Annual Membership Fees

Membership Type	Description	Cost
Full	Living in the Auckland metropolitan area	NZ\$45
Out Of Town	Living 75km or more from central Auckland	NZ\$30
Junior	Same rights as full membership for those under 16	NZ\$25

IPMS BANK ACCOUNT NUMBER

03 0162 0012960 00

Please add your details so we know who has paid.



## EVENTS

### CLUB NIGHT EVENTS

**October 21st 2014** - IPMS Auckland Club Night  
Avetek Glues Demo

**November 18th 2014** - IPMS Auckland Club Night  
Paint Demo Evening

**December 16th 2014** - IPMS Auckland Club Night  
Build the Same Kit - EE Lightning & Xmas Drinks

### MODELLING EVENTS

**November 8th** - FANFAIR - SciFi Show  
See Page 5 for further details

# BUY, SELL & SWAP STASH

## Collectors Toy & Model Fair

Saturday 11th April, 2015

Auckland Hobbies Fair  
Freemans Bay Centre  
Cnr. Wellington & Hepburn Sts  
Auckland

11.00am to 3.00pm

Entry: \$5 per person

For future information on Collectors Fairs,  
Hobbies Expo's, Swapmeet etc.

Visit their web-page:  
[www.aucklandhobbyfair.wordpress.com/events/](http://www.aucklandhobbyfair.wordpress.com/events/)

ALWAYS CHECK TO CONFIRM FOR DATES  
AND TIMES OF THE EVENT

### Wife

„I've got nothing to wear.“



### Scale Modeler

„I've got nothing to build.“





# The Model League

By Vince Kelleway

Hi there fellow model whittlers,

Recently I have been aware that as we have had a recent influx of new members and although I have attempted to explain the League, some member's, especially new members, are not aware of the purpose and rules of the monthly league. So here is a replay with some slight adjustments.

## **PURPOSE.**

- To recognise the achievements of all members of IPMS Auckland outside of the annual best of year competition in a competition that encourages a wider participation by all.
- To promote interest in other genres.
- To inspire members through peer judging.

## **PROCESS.**

Every model that is placed on the table will be automatically entered into the monthly competition and the results will be entered into a league. The outright winner will be the member who achieves the highest running total for the year (12 month cycle).

Every model entered will automatically score 1 point.

- 1: Model placed in appropriate class. (See separate list of classes.)
- 2: Display card to be collected and filled in with the model name /title on the front.
- 3: Member's name **MUST** be placed on the reverse for identification purposes.
- 4: After club business is concluded all members should collect a judging sheet and select what in their best opinion are the best 3 models in each class, placing the model's number in each of the boxes for 1st, 2nd, and 3rd.
- 5: Place the completed judging sheet in the "League" box.
- 6: Judging sheets tallied up. 1st = 4points. 2nd = 3points. 3rd = 2 points.
- 7: Winners announced and certificates awarded at the end of the meeting. (Time dependant).
- 8: Monthly winners and running total to be published in the newsletter.

## **COMPETITION RULES.**

- All completed models will be automatically entered.
- Only complete and finished models may be entered.
- Models can only be presented once in this competition. NB; This does not exclude those models from being entered the monthly competition from being entered into the annual Best Of Year competition.
- Models must be displayed in the designated class area. (This is for ease of judging).
- Models must display a number with the description/type/title of the model. These will be given out or are available as you enter the meeting.
- The member's name **MUST** be written on the reverse of the card.
- In the event of only one model being entered in a class, then said model will be declared default winner and a maximum of 5 points will be awarded. (Entry=1 point, 1st place =4 points. Total= 5 points.)
- In the event of there being **NO** entries in a class, then no points will be awarded, nor carried across to the next meetings competition.

# The Model League

By Vince Kelleway

- Themed meetings will carry a separate themed class. The same rules will apply but models entered previously can be entered again only if they fall within the context of the theme.
- In the event of a tie for any of the placements, equal points will be awarded. 2 equal second places equal 3 points each and so on..

## CLASSES.

- Large Aircraft: 48th/32nd/24th
- Small Aircraft: 72nd/144th/200th.
- Armour/Soft skin Vehicles: All scales.
- Maritime: All scales.
- Figures: All scales.
- Sci Fi: All scales.
- Diorama: All scales.
- Junior (<16 years). All scales and classes.
- Theme: All scales and classes.

	APR	MAY	JUN	JUL	AUG	SEPT	OCT	NOV	DEC	JAN	FEB	MAR	Points	RUNNING TOTAL	PLACING
Adrian Hills			1	4		2	7							14	1
Alan Sannazzaro														0	
Andt Andras	1													1	
Arthur Winterton														0	
Barrr Flatman														0	
Barry Burton														0	
Barry Kelleway	1	3												4	
Brett Sharman														0	
Chris Brennan														0	
Colin Swager						1	4							5	
Craig Sargent														0	
Dave Stewart														0	
Dimitri Berdebes	2	7												9	
Doug Partington														0	
Duncan Sue														0	
Henry Ludlam	4	7	11											22	3rd
Ian Robertson														0	
John Darlington	1	4	1	4		2	7							19	
John S	5	5	11	10	8									39	1st
John Watkins	1			2	3									6	
John Weir														0	
Lance Whitford														0	
Mark Robson														0	
Peter Harrison	1	2	1	4		2	6							16	
Peter Messong														0	
Pter Vanderschaaf														0	
Robert Noke														0	
Robert Willis	3	6	4	12	1	4								30	2nd
Vince Kelleway	19	22	12	22	7	24	13	15	4	12	1	4		165	

# IPMS NZ 2014

## Nationals Competition Christchurch

The Event was held in Woolston RSA about 4kms from the city centre and featured a club display as well as an IPMS NZ competition. Kits donated from IPMS Christchurch club members were available for children visiting the event to try their hand at some plastic model making.

The standard of models in the competition was very high as to be expected and had a good mix of aircraft, figures, sci-fi and armour. There were only a few maritime models and the emphasis was on military subjects in most categories.

Club members from most of the clubs throughout the country were in attendance which was good to see. A prizegiving was held on the Saturday evening and an AGM on the Sunday. Full results and a picture gallery of the event should be up on the IPMS Christchurch website soon.





# PLASTIC PEOPLE

## Profiling IPMS Auckland Club Members

NAME	Jörn Lieskounig
What was the first plastic model you ever made?	Matchbox 1:72 Northrop F-5
Armour, Aircraft, Cars, Ships, Figures, Fantasy... what's your poison? Tell us what you build?	Aircraft, mainly WW2, followed closely by modern era jets and WW1 fighters. 1:48 scale.
Why do you model? What makes you tick so you want to stick? What is the Apollo like goal for your modelling?	Can't afford real planes...
What's your number? We've all got a secret stash of unbuilt kits. If the kitset police raided your house how many kits would they find and what would most of them be?	Only four unbuilt at the moment including three helicopters a newer interest
Is it a kitchen table or a super-sized man-cave? Describe your modelling happy place.	Old garage converted into a spare room. I just set up on a table in there so I can leave all the bits lying around.
What music is the soundtrack to your model making?	Manu Chao, Bob Marley, Sublime
What's your secret ingredient? Do you have a special modelling tip you would like to share?	Walk away, don't rush. Every mistake I've made is when I was trying to progress a model before it's ready (glue or paint not dry) or while trying to do something flidley while frustrated.
Desert Island Kits? Name 5 models you would take with you if you were shipwrecked and had to see out the rest of your life like Robinson Crusoe.	F/A-18c Hornet F-5e 109e-7 P-40e Hawker Typhoon 1b
What's the model you are most proud of and why?	Airfix 1:48 Messerschmitt 109F. All came together well and really pleased with the paint job I did on it.
What was your modelling Hindenburg moment and why?	Tamiya 1:32 F-14 Tomcat. Partially built and stored under my bed to keep it out of the way. Slat popped out and smashed through the fuselage. Devestated.
How many "works in progress" have you got and when did you last finish a model?	None at the moment, been a while since I finished one.
Favourite tool? (a part from the obvious one..)	Knife

# PLASTIC PEOPLE

## Profiling IPMS Auckland Club Members

NAME	Gregg Shaw
What was the first plastic model you ever made?	F-86 Sabre – Revell 1/48 I think
Armour, Aircraft, Cars, Ships, Figures, Fantasy... what's your poison? Tell us what you build?	S/F, WW 2 Aircraft and Rockets plus Luft '46, RNZAF.
Why do you model? What makes you tick so you want to stick? What is the Apollo like goal for your modelling?	Stress relief, creative thinking, I like the result I get. One day I would like to own a house big enough to hold all the models I own. Then I may be able to build them all.
What's your number? We've all got a secret stash of unbuilt kits. If the kitset police raided your house how many kits would they find and what would most of them be?	488 Spitfires RNZAF incl. RAF(NZ) American German
Is it a kitchen table or a super-sized man-cave? Describe your modelling happy place.	Kitchen table
What music is the soundtrack to your model making?	50's Rock.
What's your secret ingredient? Do you have a special modelling tip you would like to share?	I use home body filler a lot especially on scratchbuilt S/F models where balsa is used a lot. It's not new but it works a treat. Dope and talcum powder. Recommend sanding outside. A side affect is it leaves you smelling nice. Good for large areas and fairly cheap.
Desert Island Kits? Name 5 models you would take with you if you were shipwrecked and had to see out the rest of your life like Robinson Crusoe.	Airfix 1/24 Mosquito, Typhoon. Tamiya 1/32 Spitfire Mk.9. Star Trek Enterprise kit – New Film Version. SWS 1/32 Ho 229
What's the model you are most proud of and why?	Airfix 1/24 P-51D Mustang. It was the first kit I really went all out super detail and was very impressed with the result.
What was your modelling Hindenburg moment and why?	Airfix 1/24 Harrier GR.1. Too inexperienced and too ambitious in my assessment of my abilities at the time. Still have the parts. Donated a few to other projects.
How many "works in progress" have you got and when did you last finish a model?	3 Not finished a model in 3 months.
Favourite tool? (a part from the obvious one..)	Can't answer this one, I have so many.



# THE LATEST DECALS FROM VENTURA PUBLISHING VIA PETE MOSSONG

Hello everyone. Our new RNZAF "Red Checkers" decals for the Kittyhawk 1/32 scale Harvard/Texan are now available.

And a link to the site for more information:

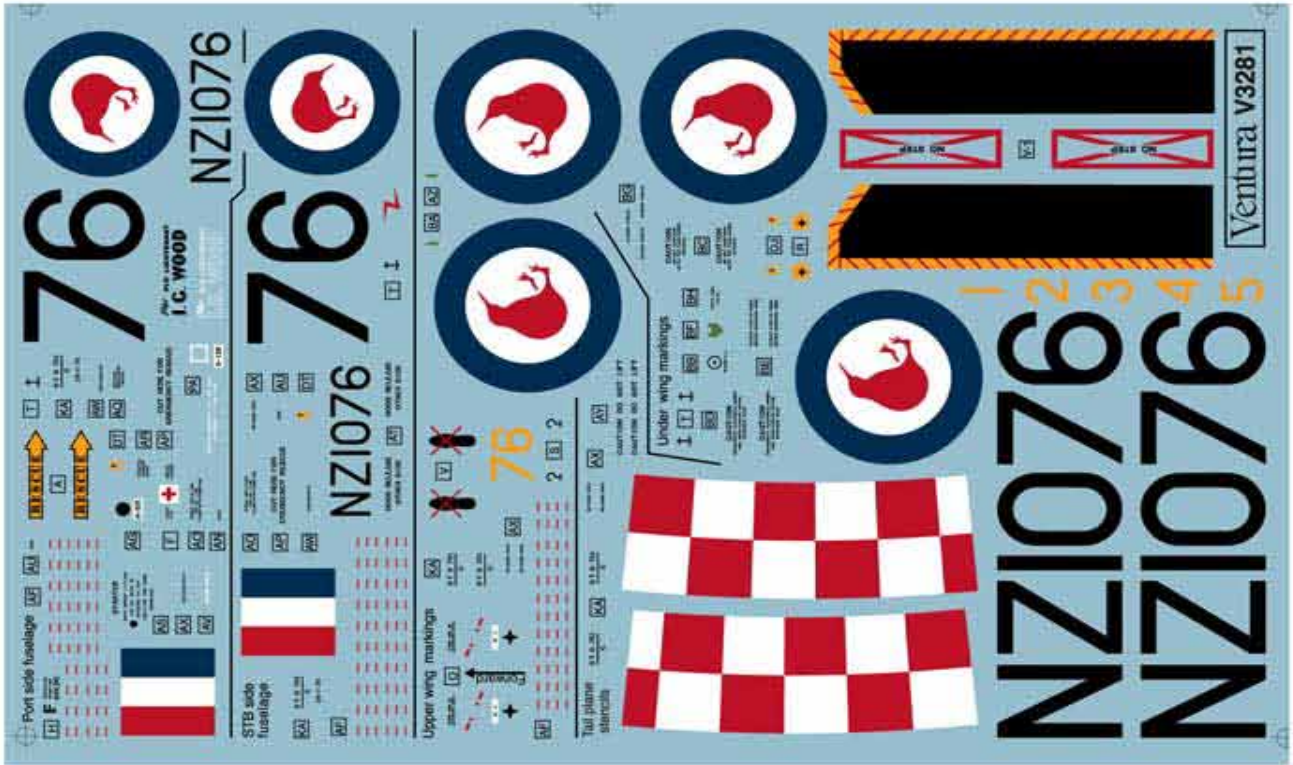
[http://www.venturapublications.com/store/index.php?main\\_page=index&cPath=69](http://www.venturapublications.com/store/index.php?main_page=index&cPath=69)

Best wishes,  
Malcolm Laird  
Ventura Publications.



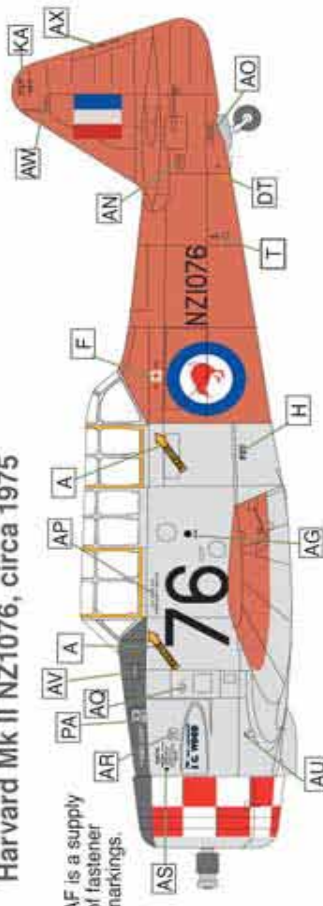
RNZAF Harvard Mk II NZ1078 in the late 1960's. The demarcation line between the Silver and Fire Orange rear fuselage can just be seen forward of the serial. Fire Orange faded over time exposing a white base coat as seen in the colour photo above. (Flex Crawford)

# THE LATEST DECALS FROM VENTURA PUBLISHING VIA PETE MOSSONG



Harvard Mk II NZ1076, circa 1975

AF is a supply of fasnier markings.



(NZAF Official, via D Wood)

Above, Flight Lieutenant Ian G "Iggly" Wood sits on the wing of NZ1076 set up for a Red Checkers aerobatics display. This photo was recently recreated for the book "Iggly's Air Force Tales" by Diana Wood, by fitting the actual cowling from the earlier photo to NZ1076 now owned by Rex Brereton in Felkling, New Zealand.



(D.Wood)



# AIRBRUSH SHOOT-OUT



Over the last few meetings we have been talking quite a bit about airbrushes and had a chance to try out members' varieties back in July. So it seemed only right that we should put the knowledge to the test in September with the Airbrush Shoot-Out, where members put their money where their mouths were or paint where the air was or something like that and tried their hand at a few spraying exercises. To be fair, there was quite a bit of reticence rather than bragging, although once they got into it a fair few found it both fun and instructive.

The exercises were based loosely on those that get taught at airbrush artistry schools and there are a fair few available online. They teach basic airbrush control – how to apply the air and paint in a smooth way with no splats and just the right size of line or dot, varied by distance to the page and the trigger. The second skill is being able to trace a path, which involves a high degree of fine motor control and knowing where the paint will hit the paper. The final test is building up a uniform gradated fade from dense colour to nothing. This latter exercise normally takes the form of spraying a three dimensional object such as a cube, usually with masks to define the edges.

We used my Iwata HP-B dual action airbrush with 0.2mm needle set-up and ordinary blue writing ink. The exercise sheet is at the end of the article for those who want to have a go at home. Everyone did very well, given the fact that it wasn't their airbrush, although I think all of us could ultimately do with some more practice! One thing that will definitely make you more accomplished is practice and most courses will tell you to keep on at the exercises until you can do them in your sleep. One aspect oft-neglected though, is doing a bit of a warm up before actually going at a model – it really does help to spray a few lines, dots and gradients on paper to “get your eye in” before tackling the plastic you have just spent 75 hours filling and sanding to perfection – sounds obvious, but I am as guilty as the next man for not doing it – so do as I say not as I do!

On a similar note, it is also well worth spending an afternoon mucking about on paper with a new airbrush, especially if it is your first, to get to know what it can do. You might be surprised what even a \$60 affair from Super Cheap Auto is capable of these days and with only a small amount of practice you will wonder why you ever found those fluffy cloud breakup schemes on German WWII fighters anything but a piece of cake!

For further info online just Google “Airbrush exercises” and loads will turn up. This site is particularly useful: [www.airbrushtutor.com](http://www.airbrushtutor.com).

Thanks to everyone brave enough to take part and as for who won the \$25 ModelAir voucher? Well you'll just have to wait until Tuesday's meeting for that one...

Pete F.

PS: template attached to the end of the newsletter


# AIRBRUSH SHOOT-OUT



# AIRBRUSH SHOOT-OUT



# AIRBRUSH SHOOT-OUT



# New Zealand Catalina Preservation Society Inc Update

## **THE NEW ZEALAND CATALINA PRESERVATION SOCIETY Inc.**

**P O BOX 72-527**

**PAPAKURA**

**AUCKLAND 2244**

**Phone (09) 534 4583**

**[flycatalina@hotmail.com](mailto:flycatalina@hotmail.com)**

September 2013

Dear Catalina Society Member,

It has been sometime since my last communication as this has been a case of no news is good news..... to a large degree. I will endeavour to brief you with the current status. Attached is notice of the group's AGM which will be held at Peter Vause's hangar, New Plymouth Airport on Sunday 13 October at 1pm. We hope you can attend for the latest update.

The good news

After months of work and resubmissions I am very pleased to inform the membership that the society has achieved registration for charitable status. This means we are now a recognised charitable entity. Not to be confused with being a Charitable Trust we are still an incorporated society now registered as a charity. This has been an endeavour which, because of our structure and membership rules that have remained in place for the last 20 years, proved challenging to meet the Charities Commission criteria. Following the special AGM held in April 2012 we passed a motion allowing the committee to make minor adjustments to the rules to meet the criteria for charitable status. Consequently a few changes have occurred to align our aims (objectives) along with introducing the "Friends of the Catalina" as associate members into the new rules. Perhaps a quick overview and ratification can be profiled during the AGM prior to redistribution of the rules to members. This status will enhance our ability by supporting our main objective to keep a Catalina airworthy in New Zealand for the benefit of the community.

More good news.

Work on the repairs of the aircraft are continuing at a steady pace and the team in New Plymouth are to be commended on the progress to date. Most of the detachable sections have been overhauled including floats, float arms, leading edges, ailerons and wing fillets ahead of the ailerons. Work on the more challenging engineering aspects are yet to commence but are programmed. Again a more detailed report on progress will be undertaken at the AGM.

Money so far.

Once again I would like to extend a very big thank you to members who have, without reservation, supported the repair project. To date over \$170,000 has either been pledged as loans or donations from within the membership. Further more members have donated their own aviation collectables and these have either been sold at Catalina Collectable tables or via online auctions raising a further \$5,000. We also had a very successful raffle last year. Sales of these and support from the community at the Ohakea and Omaka airshows has proven outstanding. Thanks to the members and friends who have given their time to manage these events along with Marlene who has valiantly sold collectables at a number of Ardmore events over the last year. The figure raised has allowed the repair project to begin but we are still short of the financial target for completion. We are submitting applications for grants to help fund aspects of the greater part of the project. We are waiting on the respective boards for their acceptance of our applications.

Other happenings.

We have a new website up and running [www.nzcatalina.org.nz](http://www.nzcatalina.org.nz) and [www.nzcatalina.org](http://www.nzcatalina.org). These are new web addresses as we have aligned with a new webhost. We have set up a donations section on this website linking to a PayPal account and we hope to develop this further for direct online Catalina Collectables purchasing as well. We are also represented on facebook too. It is very important that we enhance our profile through these modern mediums to keep support for the Catalina alive.

Having personally spent time and observed a number of other Catalina (and large Warbird aircraft) organisations I conclude that we all share some common goals and objectives. We do however, as a heritage project organisation, seem very unique in the way we have managed this for the last few decades. One thing being common throughout is that each and every heritage based Catalina operator relies almost entirely on members and volunteers along with community or corporate financial support. Without the work of volunteers and financial support these aircraft would be destined to be at best, lifeless exhibits at underfunded museums. I am very positive we have not only secured a good foundation for the future of the society but also believe the goal of the sight and sound of a PBY Catalina flying again is much closer to reality. We hope you can continue to be part of this wonderful challenge.

Hope you can make it to New Plymouth for our AGM.

Regards,

Lawrence Acket  
Manager

The New Zealand Catalina Preservation Society

# New Zealand Catalina Preservation Society Inc Update

## ZK-PBY undergoing refurbishment at New Plymouth .

The intention is to have her flying before this year ends .



Any donations towards this project gratefully received . You may donate at :

[www.nzcatalina.org.nz](http://www.nzcatalina.org.nz) , or by post to PO Box 72 527 , Papakura . 2244 .

[The New Zealand Catalina Preservation Society Inc. is a registered charity and any donation over \\$5 is tax deductible .](#)

# New Zealand Catalina Preservation Society Inc

## Flying in 2010 (photographed by Rob Willis)

Pre-flight checks...



Waiting to board.



# New Zealand Catalina Preservation Society Inc

## Flying in 2010

More pre-flight checks.... wheel - check....





# New Zealand Catalina Preservation Society Inc

## Flying in 2010

Heading towards Rangitoto



# New Zealand Catalina Preservation Society Inc Flying in 2010

Over Auckland city..



# New Zealand Catalina Preservation Society Inc Flying in 2010

Followed out of Ardmore by the P-51D...



...who caught us up pretty quickly and proceeded to fly around us a few times...



# GALLERY

ON THE TABLE - SEPTEMBER 2014 CLUB NIGHT



1/48 Fine Molds Curtiss R3C 'Porco Rosso'



1/48 Monogram Sopwith Camel



1/72 Revell Sukhoi Berkut



# GALLERY



1/48 Revell-Monogram ProModeler  
PBY5A Catalina



# GALLERY



1/12 Tamiya Lotus 78



# GALLERY



1/350 White Ensign  
Models Type 23 HMS Kent



# GALLERY

1/350 Academy  
HMS Warspite





# LAST WORDS



AIRFIX 1/72 LIGHTNING F.2A

19 SQUADRON RAF GÜTERSLOH 1974

Above: 1/72 Airfix EE Lightning F.2A

Model by Andy Moore

<https://www.flickr.com/photos/61490450@N08/11971466764/>

Nothing to see here....

...and again, a reminder that if you have anything to contribute, be it images of an event you went to, a model you're building or fancy reviewing, something you've bought online or anything else even remotely modelling related you think may interest the rest of the club, send it through to me at: [jaxbw@orcon.net.nz](mailto:jaxbw@orcon.net.nz) or have a chat with me at Club Night.

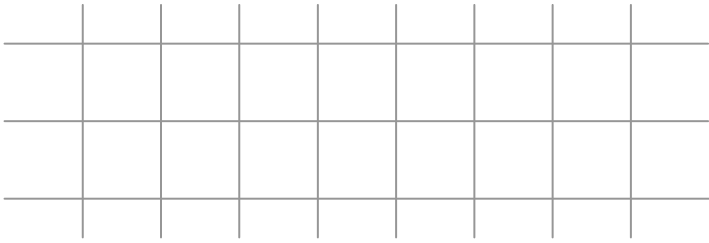
Thanks to Pete Mossong, John Watkins and Peter Foxley for their contributions this month. Also thanks to Jorn and Gregg for their Plastic People Profiles.

Cheers  
Rob


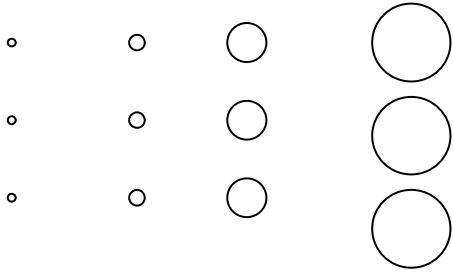


# SCALE-MAIL

1. Put a spot on each intersection






2. Fill each circle (Best of 3)



6. Copy the gradation above



3. Trace each circle (Best of 3)



4. Trace each line (Best of 3)



5. Trace each line (Best of 3)

