



## Contents

### Bulletin Board

### Nationals Update

Polar Lights IKS AMAR – Klingon  
K'T'Inga Class Battle Cruiser 1/350  
scale.

Lanmo Model Sherman M1A1 Type  
Dozer Kit

## From the Editor

It's all about the nationals this month. We have less than 2 weeks to go and if you are like me there are still finishing touches required to the models I hope to finish and enter. Fortunately the planning for the show is in much better stead. See the update later in this newsletter for the latest info.

Please note the we have an extraordinary general meeting as part of our regular gathering in order to get some accounting details reviewed and ratified. A bit of bureaucratic box ticking but important none the less.

On a more practical note, we also have a session on working with canopies and other clear parts at this month's meeting.

## NEXT MEETING

7.30 pm Tuesday 19/9/2023

### Royal Oak Bowls

146 Selwyn St, Onehunga

### COMMITTEE

Chairman - Craig Sargent    Dave Fish  
Secretary - Brett Peacock    Lance Whitford  
Treasurer - Mark Robson

EDITOR: Lance Whitford  
e: lancewhitford@hotmail.com

EMAIL: ipmsauckland@gmail.com  
WEB: ipmsauckland.hobbyvista.com  
YAHOO:  
groups.yahoo.com/group/ipmsauckland

FACEBOOK:  
[https://www.facebook.com/groups/  
ipmsauckland](https://www.facebook.com/groups/ipmsauckland)

### IPMS New Zealand Nationals 2023 link

<https://www.facebook.com/ipmsnzns2023>



**IPMS NEW ZEALAND  
NATIONALS  
COMPETITION AND DISPLAY**  
29 SEP - 1 OCT 2023  
VENUE: ROYAL OAKS BOWLS, ONEHUNGA,  
AUCKLAND

**THE KOREAN WAR    THE FORGOTTEN CONFLICT**


THE KOREAN WAR  
JUNE 25, 1950  
38TH PARALLEL  
COURTESY  
1ST CAVALRY DIVISION

# BULLETIN BOARD

**NEW MEMBERS AND SUBS \*\*\*\*\* 2023/24 NOW DUE \*\*\*\*\***

Subs for 2023/24 now due -see below for club account details or see the club secretary

Membership Type	Description	Cost
Full	Living in the Auckland Metropolitan Area	NZ\$45
Out Of Town	Living 75km or more from central Auckland	NZ\$30
Junior	Same rights as full membership for those under 16	NZ\$25



## EVENTS

### CLUB NIGHT EVENTS

IPMS Auckland Meet on the third Tuesday of each month at 7.30pm

**Venue: The Sports Lounge  
Royal Oak Bowls  
146 Selwyn St, Onehunga**

- 19/9/23** Clear parts. Ways of dealing with Canopies and other clear parts  
**September**
- 17/10/23** Black and white. A couple of colours that pose their own challenges when finishing a model  
**October**

**IPMS NEW ZEALAND  
NATIONALS  
COMPETITION AND DISPLAY  
29 SEP - 1 OCT 2023  
VENUE: ROYAL OAKS BOWLS, ONEHUNGA,  
AUCKLAND**

**THE KOREAN WAR THE FORGOTTEN CONFLICT**

IPMS New Zealand Nationals 2023 link

<https://www.facebook.com/ipmsnznats2023>

# BULLETIN BOARD

## CLUB SUPPORT

The following retailers have kindly agreed to offer IPMS Auckland club members a discount on their purchases upon presentation of their current IPMS Auckland Membership card.

The discount only applies on selected product lines and remains at the discretion of the retailer.



**Modelair**

349 Dominion Road  
Mount Eden  
Auckland  
p: 09 520 1236



Cnr Market Rd & Gt South Rd  
Auckland  
Ph: (09) 520 1737

10% on kits and modelling supplies

Constellation  
**HOBBIES**

Unit 5/1 Greenwich Way,  
Unsworth Heights, Auckland.

Ph: (09) 441 3562

10% on kits and modelling supplies



**Merv Smith Hobbies**

27 Davis Crescent  
Newmarket  
Auckland

10% off most items on presentation of IPMS Auckland Membership Card.

---

**Avetek Limited**

Gwyn and Christina Avenell  
28 Lauren Grove, RD 2, Papakura,  
Auckland 2582, New Zealand.

p: +64 (09) 298 4819,  
m: +64 (0)27 343 2290  
e: aveteknz@gmail.com

www.avetek.co.nz  
New Zealand Master Agents for:

Auszac ECO Balsa • Bob Smith Industries - Cyanoacrylates and Epoxies • Airsail International Kitsets

---

# IPMS NEW ZEALAND

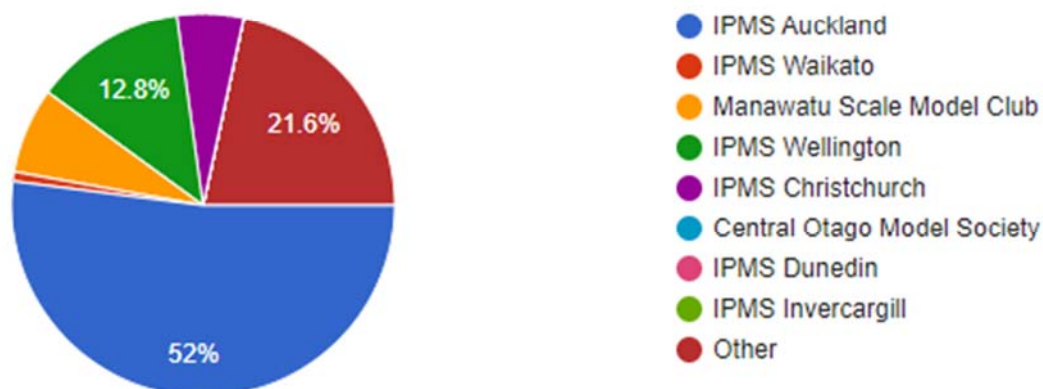
## NATIONALS

# September Update

We are now in the final countdown and progress on all the essential tasks remains on track. The number of entries is creeping up with a marked increase in numbers in the last week. That's great to see but we do urge people who are able to register as early as possible. The number of entries has now pushed past 120. It's good to see that we have entrants coming from all over the country, Australia and even further afield.

### Club

125 responses



### Venue access

We will provide details at the meeting for those that wish to assist with setup and take down activities. We have early access in advance of opening the door for the first entrants on Friday evening in order to get the tables and venue organized.

### Follow this link to go to the entry page

[https://docs.google.com/forms/d/e/1FAIpQLSfOPvETjTu6DICO4ZDZ\\_F4zV092rFs96fkhD471F-W9cKb83Q/viewform](https://docs.google.com/forms/d/e/1FAIpQLSfOPvETjTu6DICO4ZDZ_F4zV092rFs96fkhD471F-W9cKb83Q/viewform)


### Nationals Dinner

There are still places available so get in quick. Register with the following link

[https://docs.google.com/forms/d/e/1FAIpQLSfjbJPQepztSo3ZQIHfYj2li6cdndaTsMgzJtmz\\_tL1P-RZA/viewform](https://docs.google.com/forms/d/e/1FAIpQLSfjbJPQepztSo3ZQIHfYj2li6cdndaTsMgzJtmz_tL1P-RZA/viewform)

# Polar Lights IKS AMAR – Klingon K'T'Inga Class Battle Cruiser 1/350 scale.

By Brett Peacock



1/350 scale model of the Klingon Vessel(s) from the First Battle Sequence of Star Trek The Motion Picture (1979) where 3 Klingon ships encounter V'ger enroute to earth.

*Kit Number* 0950, *Price* \$280.00 from Modelair. (Expensive, yes... Thank Licensing)

*Number of parts* 133. (Including 1 resin part- the top of the dome above the bridge – almost at the centre of the image AND a sturdy metal stand and hemispherical case for it.) There are 6 Black sprues – 3 are large single pieces – the Upper and Lower Main Hull, and the Hemispherical stand (106 parts) and 1 Clear sprue (27 parts)

*Model Dimensions* Length:60.96 cm (24 in) Width (max): 43.815 cm (17.25 in)

This is a rather large and impressive kit of the First Film Iteration of the classic Series D-7 Klingon Cruiser in it's larger, better armed and more "up-to-date" version, the K't'Inga class. Clocking in with 133 parts it has more than tripled the parts count of the AMT kit of old, and the better design means that the old AMT problem of a very fragile neck joint behind that forwards bulb head is largely a thing of the past. (Ask me how I know!!)



A great deal of trouble and thought has been taken in the design at every stage. For example – there is a Polar Lights LED lighting kit available for it, and the instructions in the kit SPECIFICALLY make calls to the Lighting kit instructions at EVERY stage, and advise a lot of pre painting and preparation and when to clip parts together without cement, and when gluing is necessary. (A Plus for the lighting kit is that no soldering is required – Connectors etc are all included, as are tinted transparencies for the windows & engine lights etc.(And, yes, I will be getting a set, even at 60 odd US\$.)



More good forethought: The Kit is molded in opaque Black plastic, the better for internal lights (No glow or bleed!) and the assembly sequences mean that a lot of pre-painting can be done without risk of damaging it when eliminating joins and the like. There is also a Aztec full masking set available as well as 2 Aftermarket Paragraphix PE sets for this, an external detail set and a full Shuttle Bay for the rear upper hull housing – as shown below... (Those are all also 'under consideration', currently.)



A largish decal sheet provides marking for the IKS AMAR the lead ship of the 3 in the scene, and Full colour Painting Instructions are found on the side panels of the lower box half. Along with a full paint list referencing Testors Enamels and Tamiya Acrylic colours. By the way all photos were found online and are of a fully functional, lighting fitted, kit. Black plastic generally does not photograph well so there are very few images of the Sprue Trees online.

According to a number of reviews the parts generally fit very well, but a number of joins will need attention and filler, and the fit of some parts can be markedly improved with some judicious sanding. All comment on the NECESSITY of reading and understanding the instructions, ESPECIALLY when fitting the lighting kit. (One stage has you use the lower side of the bridge upper deck as a JIG to assemble the bulbous lower half of the nose uppers, but NOT to cement them together with the jig piece until AFTER fitting the lights. I would probably use blutack to set the angles right.)

All in all the kit looks to be a very nice rendition of the K'T'Inga class Battle Cruiser, and certainly a vast improvement on the old AMT 1/650 version with its attendant .... issues. The decals provided are far more complete than the simple Klingon symbols from that kit and the detail sets, masks and lighting kit should give the modeler many hours of "fun"! (Even before they begin 'weathering' it!



# Lanmo Model Sherman M1A1 Type Dozer Kit


By Lance Whitford



Lanmo Model are a fairly new producer from China who have a growing range of 1/35 conversion kits that cover an increasing variety of subjects, both Allied and Axis. This one caught my eye as there are no good representations of the Dozer attachment for Sherman's equipped with the VVS suspension. This came as a field conversion kit which could be fitted to all models of Sherman. When the later HVSS suspension appeared a modified version was produced to fit the wider track of these late models. Lanmo also produce a similar conversion for those. The set cost me \$52 plus GST from a seller on Ali Express and because I bought a set of 3D printed tracks with the conversion set I qualified for free postage.

The kit is produced in a multi-media format which includes three pieces of resin which make up the blade and the bulk of the arms, two photoetched frets, a frame carrying a bunch of 3D printed parts and last but not least a small piece of pre-cut brass tube. The parts look well produced and appear to be comprehensively detailed. All these come packaged in a sturdy cardboard box. My set came minus the instructions and I contacted Lanmo via their Facebook page and they provided an electronic copy. These are very well produced and I have included them to show how detailed this set is.

I look forward to finding a suitable subject to fit this dozer blade to.



### 制作说明

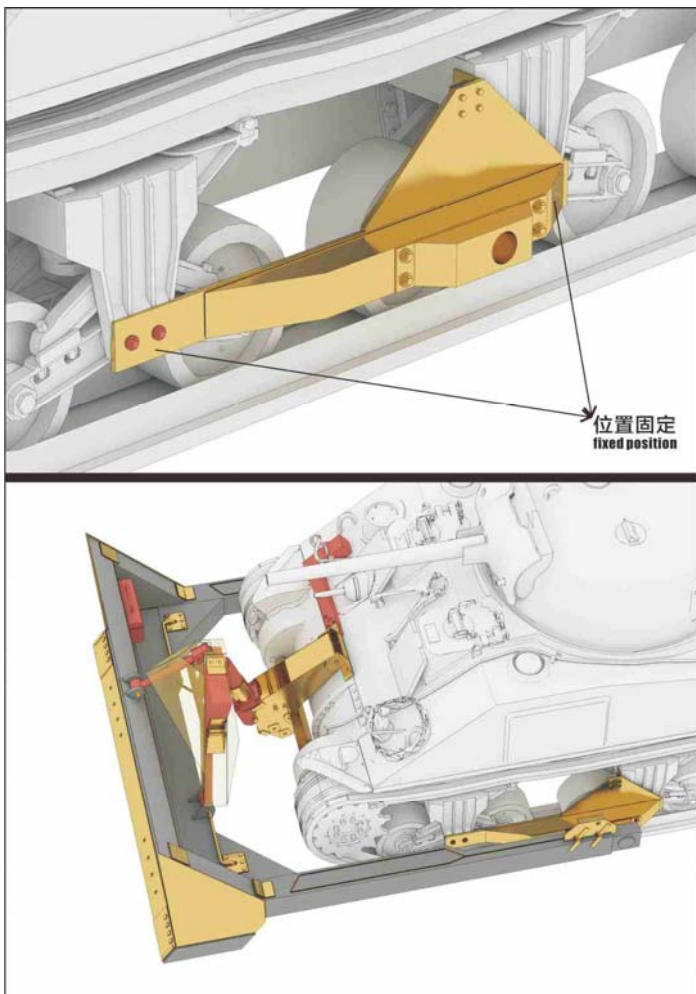
1. 本产品由光敏树脂制成，产品会随着光照时间的增多而变得越来越硬。所以在制作前一定要减少产品被光线照射的时间，以免产生硬化不容易剪切。
2. 在产品开封后的喷一层水补土能有效防止产品被光线照射，所以如果有条件的话，请为产品喷一层水补土后再开始制作。
3. 制作时可用锋利的剪钳和刀片处理支撑。有些情况下需要先刀片连支撑一起将零件整体从底板切下，然后再用剪钳剪去支撑。
4. 未使用的零件请收入避光的盒内，并且注意加热后可以使零件软化和塑形。

1. This product is made of photosensitive resin, and the product will become harder and harder as the light time increases. Therefore, it is necessary to reduce the time that the product is exposed to light before production, so as not to be too hard and not easy to cut.
2. Spraying a layer of water and soil after the product is opened can effectively prevent the product from being exposed to light, so if possible, please spray a layer of water and soil on the product before starting production.
3. The support can be handled with sharp scissors and blades during production. In some cases, it is necessary to cut the whole part from the base plate with the blade and the support first, and then use the scissors to cut the support.
4. Please store unused parts in a light-proof box, and pay attention to softening and deformation of parts after heating.



更多細節關注公共主頁  
FOLLOW THE PUBLIC HOMEPAGE FOR MORE DETAILS

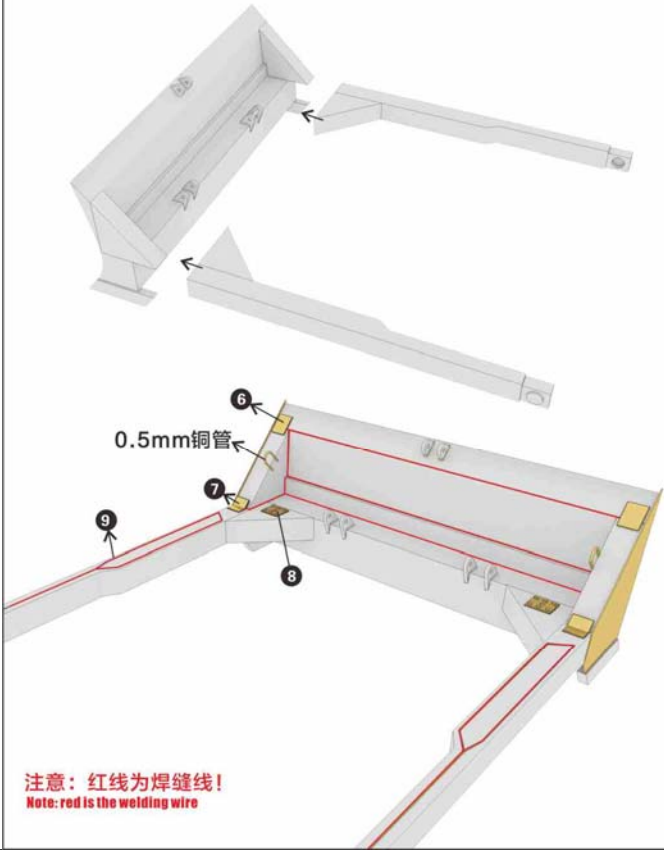
蘭模型  
LANMO  
MODEL  
專注模型細節改造  
FOCUS ON MODEL DETAIL TRANSFORMATION  
坦克·配件·1/35



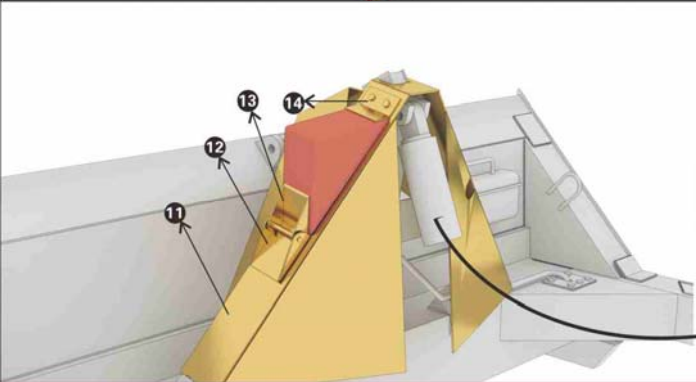
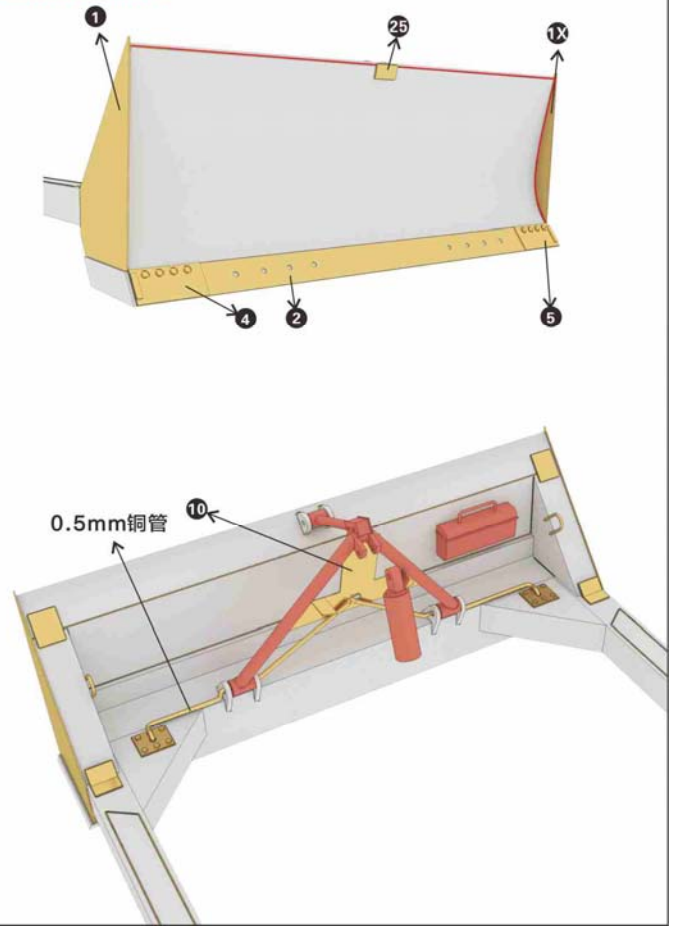
### 拆解图 Disassembly diagram



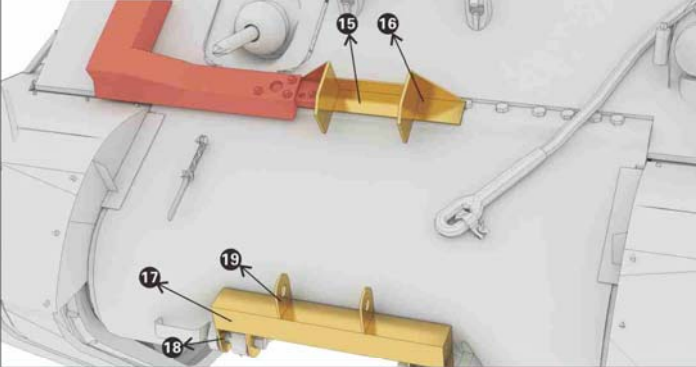
建议：高韧性树脂件会有细小层纹，可以先喷一遍水补，打磨纹理一遍！  
 Suggestion: high toughness resin, there will be layer pattern, first spray water to fill the soil and polish it



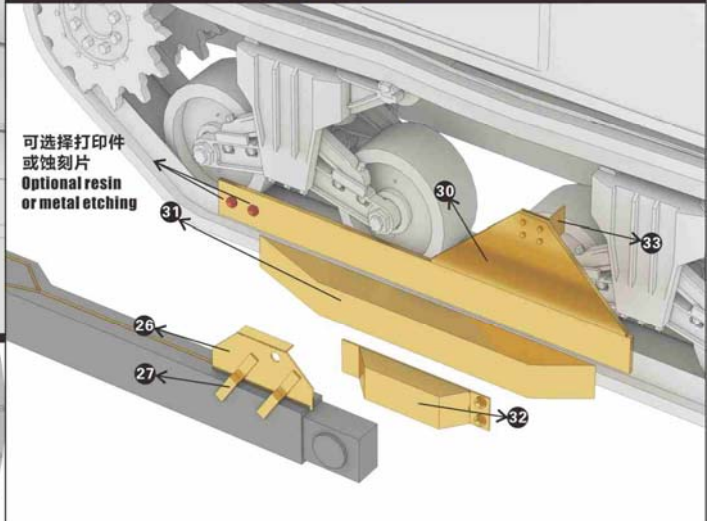
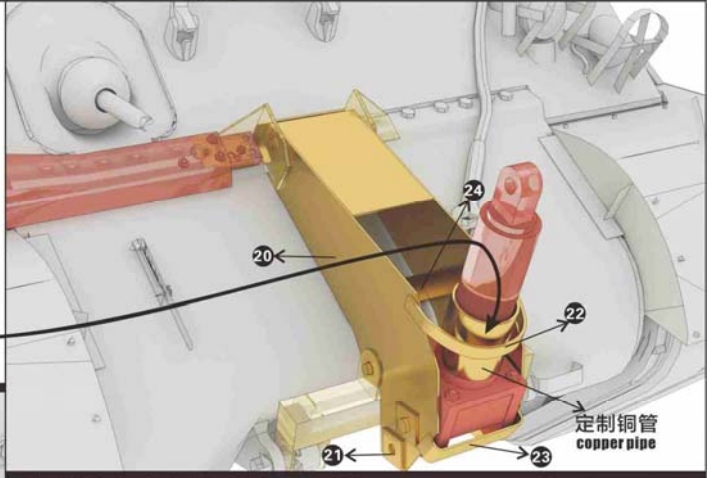
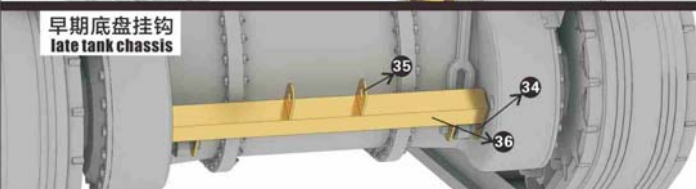
注意：红线为焊缝线！  
 Note: red is the welding wire



晚期底盘挂钩  
 Early tank chassis




早期底盘挂钩  
 late tank chassis






Below is the box art for the similar conversion later HVSS equipped Shermans

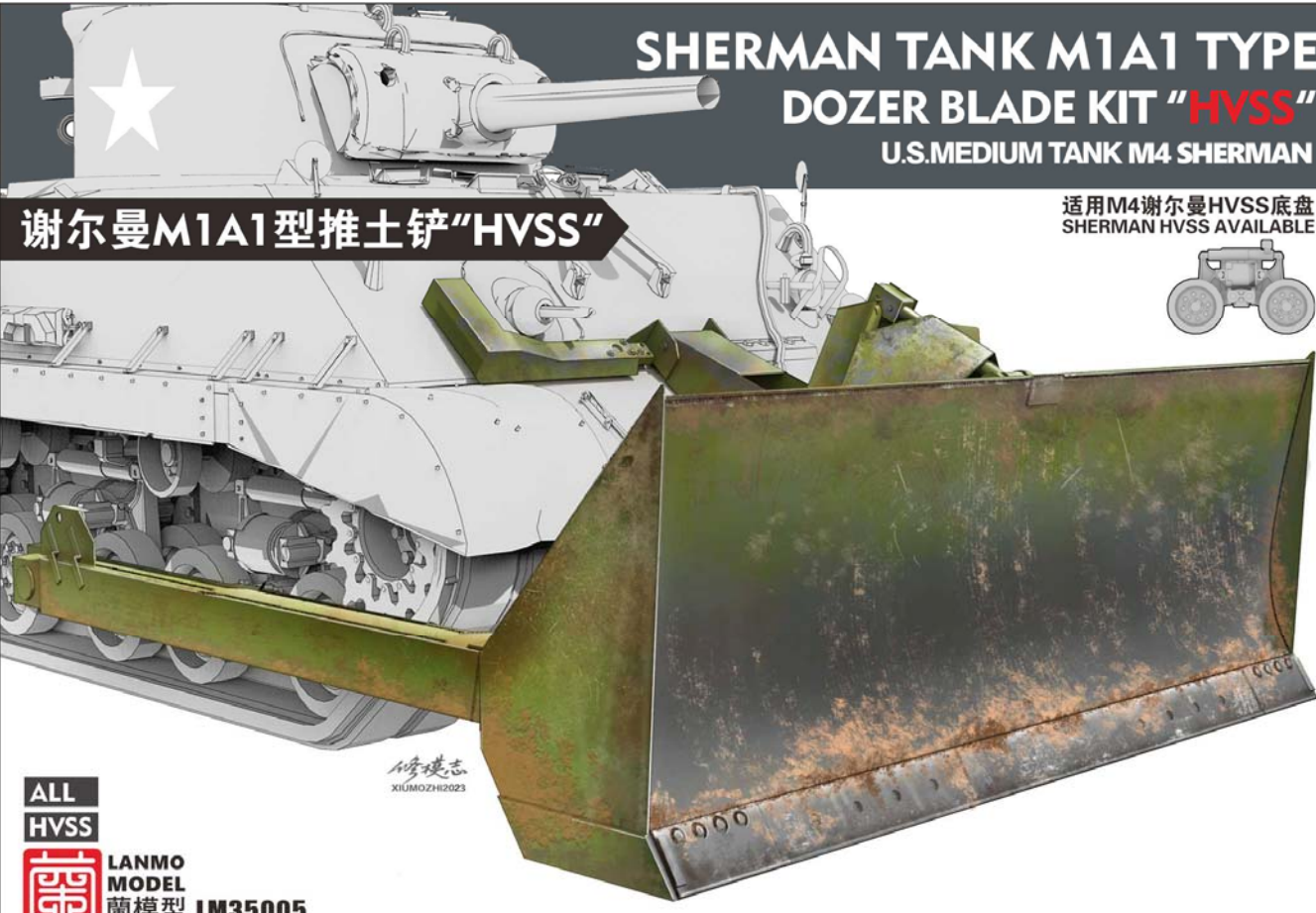


**谢尔曼M1A1型推土铲“HVSS”**

**SHERMAN TANK M1A1 TYPE  
DOZER BLADE KIT “HVSS”**  
U.S. MEDIUM TANK M4 SHERMAN

适用M4谢尔曼HVSS底盘  
SHERMAN HVSS AVAILABLE






**ALL  
HVSS**

**LANMO  
MODEL**  
蘭模型 **LM35005**

修模志  
XIUMOZHIZHANG

# On the Table at our August meeting





























# GALLERY

CLUB NIGHT MODELS

Check out our Website gallery for photos taken of models at our monthly meetings

<http://ipmsauckland.hobbyvista.com>



And as usual -check out the IPMS Auckland website as we're trying to keep the content a bit more dynamic. We won't be regurgitating content found on other websites but will provide links to sites we think are of interest to members.

