



# O.H.M.S.

## Oklahoma Historical Modelers' Society

### NEWSLETTER



Volume 45, Issue 8

August, 2015

#### Coming Events

August 1--HAMS 9th Annual Model Car Show and Contest. Cypress Creek Christian Community Center Annex Building Gym, 6823 Cypresswood Drive, Spring TX. IPMS Houston Automotive Modelers Society (HAMS)

August 7--OHMS Meeting. MOM contest.

August 21--OHMS Meeting. Program night. Pictures from IPMS Nationals.

September 4-- OHMS Meeting. MOM contest  
**OFFICER ELECTIONS.**

September 12--**SuperCon 2015**, Bob Duncan Community Center - Vandergriff Park, 2800 S. Center Street, Arlington TX, IPMS - Fort Worth Scale Modelers, [Bryan Tucker](#) 817-419-8439

September 18--OHMS Meeting. Program Night.

September 26--AutumnCon 2015, hosted by Northshore Scale Modelers, Houma-Thibodaux Scale Modelers at the American Legion Hall, Post 16, 2031 Ronald Regan Hwy (formerly Old Hammond Hwy). Northshore Scale Modelers. Contact [Andy Useman](#) 225-229-8204

September 26--15<sup>th</sup> annual CASM Sproo-Doo Contest & Swap-Meet, Statehouse Convention Center, 101 E Markham St., Little Rock AR. Central Arkansas Scale Modelers - IPMS Lt. j.g. Nathan Gordon, Contact [Brianna Childres](#) 501-269-9086

#### Meeting Reports

##### **Business Meeting—July 3**

It looked like it would be a light turnout being the day before a holiday. It ended up being one of the most crowded meetings in some time.

Everyone was reminded that the club officer elections will be held the first meeting in September. Anyone interested should attend and, if you want, talk to a current officer to get an idea what the position entails.

##### **Model of the Month— July 3**



'41 Willys Pickup

Ron Britt



Babylon 5

James Staley

*To Preserve the Past for the Future*

Est. 1967—The tenth oldest chapter in the United States  
Region 6 Newsletter of the Year 2011, 2012 and 2014



*"I Hate When that Happens"* Dave Kimbrell



*M24 Chaffee* James Staley



*Mark I Male* James Staley



*AAVP7A1* James Staley



*"Restoration"* Dave Kimbrell



*F-105D Thunderchief* Rick Jackson



*Snowblind Corvette*

*James Staley*


...and a plethora of projects in progress...



A heavily modified pickup earned Ron his first MOM award.

### **Program Night—July 20**

This was a quarterly build night. Surprisingly, no one brought in a 'panic attack' model intended for the Nationals the following week. That's not to say Steven wasn't still piddling with a couple of his....





A few thoughts from the Head Chicken...



## NATIONAL STANDARDS

In the June issue, Rick mentioned National Standards in his editorial. I remember the year they tried that deal. It was a try at applying a rule which allowed the judges to deny awards when they felt what they were looking at was crap. There was a great wailing and gnashing of teeth because some categories did not get a first place. And the guys controlling it skipped out before the awards ceremony so they would not have to deal with the results of their efforts. I have heard they moved to Argentina with all the other war criminals.

But we still do have "*National Standards*" and they are used in all levels of contests. They are now mitigated by

rules that require ALL awards to be given out. However, this also means ....in conjunction with the No Sweeps rule..... you could have a category of five models, split over three entrants, with a bare plastic model covered with gluey finger prints taking a third place--thus giving the winner the same bragging rights as the guy who took a third in a field of fifty.

What are these "national standards"? They are all the craftsmanship criteria we have been using for decades. These are standards and judges at most contests get them drilled into their brain. Even though they tend to be on a sliding scale, I know they exist because I have seen fairly nice models bump for showing a little decal film. Besides decal film, seams, gluing, fingerprints, silvered decals, misaligned parts, runny paint, weird details, and uneven workmanship can cost you an award, though some judges carry it to the extreme. I worked with a couple that had an obsession for mold release marks. If they could have climbed into the wheel well to look in corners, they would have done it. And a few would ignore reality in favor of a "nice" look model. (Specifically, it was a tank with incomplete tracks. The builder felt you couldn't see them from the side, so a complete run was not needed. You COULD see them from the front and rear.) Of course, this is not *exactly* the standards Rick was talking about. However, these are what was at the core of the "National Standards".

Generally speaking, don't even think you would place at a National with a big glue print on the canopy of your airplane, crooked ship railings, or an orange peel paint job. The volume of entries usually means fairly good models will be the ones that place. We do have standards. And they pretty much follow across all model groups...IPMS, AMPS, MMSI....even if they do vary a bit to fit the subject.

Dave Kimbrell

## The Dark Side

**Come to the Dark Side.....**we are not responsible for advice not taken.

### Busts

Once upon a time, if you wanted nice figures for your models, you had to buy white metal castings. Then in the mid-80s, cast resin came in. Because the resin was so much lighter than the lead/zinc alloy, it allowed the makers to start creating large scale busts.


I do not know exactly when busts became popular with figure painters. They may go back a long way. I first became aware of them about 20 years ago, at the **Tulsa Figure Show**. I enjoyed seeing them, but had no personal interest in doing any because they were simply an end in themselves, not something you could use with a tank or airplane.



Then around ten years ago, I say this bust of **Pegaso's "Chinese Lady"**. I thought she was a beautiful sculpture and ordered one from **VLS**. However, I was soon out of my depth because I realized I would never be able to free hand paint the detail of an oriental robe. So, she sat on the shelf mocking me. I finally completed her after I started working on the other busts. However, I changed her to **The Lady from Seville** and avoided the fancy robe design.



In 2009, I started building the excellent **WingNutWings** aeroplanes. In 2011, I found a bust by **Model Cellar** of a WWI aviator. Deciding he would be an excellent addition, I grabbed him up. He was fairly easy to do. So now I was on a role. At the Tulsa Show I found a 1/10th **Young Miniatures** S-Boot bust on sale by a vendor. (He was all white metal and had five pieces for the torso, alone.) Later, I bought a British Tanker and Templar Knight at **The Hussar**. Over the following months, I painted these and mounted them on nice pieces of wood. (And yes, everyone thinks the Knight looks like Sean Connery and "Lucky Jack" looks like Russell Crowe)







Busts come in all scales. They come in all genre. Many require no assembly what so ever. Prices vary from \$30 on up depending on scale and subject. Now days many are based on actors from favorite movies and TV shows. At shows like the one in Tulsa, you can find readymade bases suitable for display.



I paint mine with mostly with enamels; sometimes oil. I don't like to add a lot of extra shading. Some figures I have seen in recent years are starting to look camouflaged rather than shaded. The nice thing is that many are in fairly large scales like 1/9th and 1/10th, making them easier to see. My personal favorites are **Young Miniature** and **Lifetime**. **Nuts Planet** is putting out some very fine examples.



Perhaps the nice thing about large scale busts is the size. Much easier to see while painting. Most of those shown here are in the \$60-\$70 range and you will need a base of some kind to put them on. Many come with a pedestal of some kind, but these are rarely adequate to hold the bust without being on something else. If you want to try your hand, check out **The Hussar** locally in Tulsa. **Red Lancers** out of Pennsylvania has an excellent selection, and **CRM** from the St. Louis area carries many.

So, give it a shot, you may find you really enjoy painting busts. Some can be used to enhance a current project. I plan on doing the Flying Tiger at the same time I will do my Flying Tiger P-40, in 1/32. I also think he would look cool on a base with a 1/48th or 1/72nd P-40.

## GENERAL KNOWLEDGE AND PRIVATE INFORMATION

### St. Crispian's Day

The Battle of Agincourt was on October 25, 1415. That's 600 years this October. The Charge of the Light Brigade was October 25, 1854 (Crimean War). The Battle of Samar (Leyte Gulf) was on October 25, 1944. So, October 25th: St. Crispian's Day is a day to remember.

The English archers at Agincourt were firing 20 arrows a minute. They carried 60-72 on their person. He could fire all of those in 3.6 minutes. The numbers suggest there were 7000-7500 archers. That is a **half million arrows** fired in less than 4 minutes. So the French got to fight in the shade.

If you have never read Shakespeare's speech for Henry V, here it is. I doubt any generals since could have made a better one. Note the line 'we band of brothers' line, if you



ever wondered where the name of the book and TV series came from.

*'The Feast of Crispian'*

From *Henry V* by William Shakespeare, Act IV, Scene III

This day is call'd the feast of Crispian:  
He that outlives this day, and comes safe home,  
Will stand a tip-toe when this day is nam'd,  
And rouse him at the name of Crispian.  
He that shall live this day, and see old age,  
Will yearly on the vigil feast his neighbours,  
And say, 'To-morrow is Saint Crispian':  
Then will he strip his sleeve and show his scars,  
And say, 'These wounds I had on Crispin's day'.  
Old men forget: yet all shall be forgot,  
But he'll remember with advantages  
What feats he did that day. Then shall our names,  
Familiar in his mouth as household words,  
Harry the king, Bedford and Exeter,  
Warwick and Talbot, Salisbury and Gloucester,  
Be in their flowing cups freshly remember'd.  
This story shall the good man teach his son;  
And Crispin Crispian shall ne'er go by,  
From this day to the ending of the world,  
But we in it shall be remembered;  
We few, we happy few, we band of brothers;  
For he to-day that sheds his blood with me  
Shall be my brother; be he ne'er so vile  
This day shall gentle his condition:  
And gentlemen in England, now a-bed  
Shall think themselves accurs'd they were not here,  
And hold their manhoods cheap whiles any speaks  
That fought with us upon Saint Crispin's day.

The real Henry probably never said it or anything remotely like it, but it does sound good.

Dave Kimbrell



## BATHTUB ADMIRALS

What I Did on My Summer Vacation, or

It's a Week to Publication and I Haven't Started Anything!



So, as a dash-together, here are some items from the IPMS Nationals.



As usual, the room was filled with models. This is a panorama from Friday afternoon with people still placing models on the tables.

The number I've seen says that there were 2431 entries. That's sheets of paper. Factor in multi-model dioramas, three models in the Triathlon categories and the minimum of five models in Collections and Club/Group and the number of individual models goes up at least another 100.

Lighting had been a real issue at the 2009 convention. While more lights had been added in the form of recessed lights, it was still not as good as many conventions and there were quite a few dead spots and directly under a canister light resulted in some really annoying shadows. What's worse, a few went out during the convention some models really were in the dark.

It was a weak year for manufacturers displaying new releases at the convention. In fact, several that were being highlighted were already common knowledge.



*The Gallery Models Intrepid was a featured kit. It's been out long enough to have been entered in the contest and win Best Ship.*



*The LCAC's have also been out a long time having first been included in the Gallery line of LHD kits.*



The Mogami in pre-war fit was at the Tamiya table.



One of the few truly new items being displayed was the Freedom Models Aquitaine class, a French littoral ship.



The 1/200<sup>th</sup> scale Nelson has been out a few weeks. You just can't appreciate how BIG these things are until you get something to scale them against. There's already a ton of aftermarket for it. Buy it all and you've just about doubled your investment.

The ship categories were about average in participation. What was interesting was that category 408—The Transition from Sail to Steam Category—was really well subscribed. This is unusual for a category in its first year.

As usual, the Admiralty sponsored a category at the convention. This year it was 402, the large scale battleship, battlecruiser and cruiser category. A hearty well done goes out to the winners.

**Third Place**  
**Dave Hogue, The Woodlands, TX**  
**Iron Shipwrights HMS Norfolk**



**Second Place**  
**Richard Price Lexington MA**  
**Academy HMS Queen Elizabeth**



**First Place**  
**Michael McDanal, Englewood CO**  
**Hasegawa IJN Mikasa**



**Our Sponsors**

We have several local hobby shops that really deserve recognition and our support. Send some business their way.





**FLAGSHIP MODELS**  
 Warship Kits  
 Ordinance Kits  
 Detail Sets

— of the —

**AMERICAN  
 CIVIL WAR**

[www.flagshipmodels.com](http://www.flagshipmodels.com)



MIKE DAVIDSON  
**THE HUSSAR**  
 EST. 1981  
 MILITARY MINIATURES, TOY SOLDIERS, BOOKS & PRINTS  
 6029 SOUTH SHERIDAN ROAD / TULSA, OKLAHOMA 74145  
 (918) 492-3559

*Challenger* N-SCALE  
 HOBBIES  
 "TULSA'S N SCALE SOURCE"  
 We're open 24 hours, just not in a row!

Richard Fisher

Mail Order, Repairs  
 Custom Painting & Models  
 Buy, Sell & Trade

T-W 5-8, Th-F 12-8, S 10-5  
 8753 S. Lewis, Ste. B  
 Tulsa, OK 74137  
 (918) 298-4800

Challenger@Challenger-N-Scale.com  
 Web Site: [HTTP://Challenger-N-Scale.com](http://Challenger-N-Scale.com)

**TOP SHELF MODELS**

119 South Main Street  
 Owasso, OK 74055-3117  
**918-274-0433 fax 918-376-2824**  
**1-866-210-0687**  
**Royal K. Stuart Manager**

e-mail [topshelfmodels@peoplepc.com](mailto:topshelfmodels@peoplepc.com)

TM



**MODEL AIRCRAFT LABS**  
 Since 1945  
**M. A. L. HOBBY SHOP**  
 Since 1948

OPEN MON. 1:00 TO 6:00  
 TUES.-WED. 12:00 TO 6:00  
 THUR.-FRI. 10:30 TO 7:00  
 SAT. 9:30 TO 6:00

MILDRED & EDGAR SEAY, SR  
 Founders  
 108 SO. LEE STREET  
 IRVING TEXAS 75060

**EDGAR SEAY JR**  
**972-438-9233**

**CRM HOBBIES**  
OUT OF PRODUCTION MODELS-FULL AFTER MARKET

5101 EICHELBERGER ST  
ST LOUIS, MO 63109  
314-832-4840

CHRIS MERSEAL  
OWNER

CRM@INLINK.COM

CRMHOBBIES.COM

**THACHWEAVE**  
**PRODUCTS**  
<http://thachweave.tripod.com>  
DISTINCTIVE PRODUCTS FOR DISTINCTIVE MODELS



Hand-woven accessories for 1/35, 1/48, and 1/72 scale amphibious vehicles and small craft. Sets are available for:

- |                     |                         |
|---------------------|-------------------------|
| DUKW                | Land Wasser Schlepper   |
| Landing Craft       | Camouflage Net Stowage  |
| GPA Amphibious Jeep | Camouflage Barrel Wraps |
| Cargo Nets          | Sandbags                |
- Ask us about custom work!

**Thachweave Products**  
654 Viscount Road, Unit 42  
London, Ontario N6J 2Y3 Canada  
email: [scot4944@rogers.com](mailto:scot4944@rogers.com)

GrassTechUSA  
Made in U.S.A.

Alex Yakubovich  
Master Flocker

17011 Lincoln Ave 424 Parker, CO 80134

303-949-7605

[Alex@grasstechusa.com](mailto:Alex@grasstechusa.com)  
[grasstechusa.com](http://grasstechusa.com)



**IMPORTED  
FROM COLORADO**

Flock this



Flock this



or Flock this



*GrassTech USA provides you the tools, you provide the imagination.  
Flock on my friends...*

*Bob's Hobby House*  
"Relax with a Hobby"

ART SUPPLIES FOR STUDENTS & PROFESSIONALS  
FINE PAPERS ~ MAT BOARD ~ CRAFT SUPPLIES  
BEADS ~ CANING ~ CANDLE MAKING  
MODEL KITS & ACCESSORIES ~ FIGURES  
DOLL HOUSES ~ MODEL RAILROAD ~ RADIO CONTROL  
MILITARY BOOKS ~ GAMES ~ PUZZLES ~ KITES

(850) 433-2187  
[www.bobeshobbyhouse.com](http://www.bobeshobbyhouse.com)

5719 North "W" Street  
Pensacola, FL 32505

# SPACEMONKEY MODELS

James Duffy  
owner

116 rosebud Ln.  
georgetown, tx 78633  
(512) 423-1855

james@rocket.aero

www.rocket.aero  
www.spacemonkeymodels.com

rocket.aero

## IPMS/USA MEMBERSHIP FORM

IPMS No.: \_\_\_\_\_ Name: \_\_\_\_\_  
 Address: \_\_\_\_\_ City: \_\_\_\_\_ State: \_\_\_\_\_ Zip: \_\_\_\_\_  
 Phone: \_\_\_\_\_ E-mail: \_\_\_\_\_  
 Signature (printed): \_\_\_\_\_  
 Type of Membership:  Adult, 1 Year: \$30  Adult, 2 Years: \$58  Adult, 3 Years: \$86  
 Junior Under 18 Year: \$17  Family, 1 Year: \$35 (Adult + \$5, one (or more) child)  
 Canada & Mexico \$35  Other / Foreign: \$38 (refund) (check must be drawn on a US bank or international money order)  
 Payment Method:  Check  Money Order  Credit Card (MC/VISA/SC)  
 Credit Card No: \_\_\_\_\_ Expiration Date: \_\_\_\_\_  
 Chapter Affiliation, (if any): \_\_\_\_\_  
 If Recommended by an IPMS Member: Please List His / Her Name and Member Number:  
 Name: \_\_\_\_\_ IPMS No.: \_\_\_\_\_  
**IPMS/USA** P.O. Box 2475  
 Join or Renew Online at: www.ipmsusa.org North Canton, OH 44720-0475

# OHMS EVENT CALENDAR

## 2015

August

- 1 HAMS 9th Annual Model Car Show and Contest. Cypress Creek Christian Community Center Annex Building Gym, 6823 Cypresswood Drive, Spring TX. IPMS Houston Automotive Modelers Society (HAMS)
- 7 OHMS Meeting. MOM contest.
- 21 OHMS Meeting. Program night. Pictures from IPMS Nationals.

September

- 4 OHMS Meeting. MOM contest **OFFICER ELECTIONS.**
- 12 **SuperCon 2015**, Bob Duncan Community Center - Vandergriff Park, 2800 S. Center Street, Arlington TX, IPMS - Fort Worth Scale Modelers, [Bryan Tucker](#) 817-419-8439
- 18 OHMS Meeting. Program Night.
- 26 AutumnCon 2015, hosted by Northshore Scale Modelers, Houma-Thibodaux Scale Modelers at the American Legion Hall, Post 16, 2031 Ronald Regan Hwy (formerly Old Hammond Hwy). Northshore Scale Modelers. Contact [Andy Useman](#) 225-229-8204
- 26 15<sup>th</sup> annual CASM Sproo-Doo Contest & Swap-Meet, Statehouse Convention Center, 101 E Markham St., Little Rock AR. Central Arkansas Scale Modelers - IPMS Lt. j.g. Nathan Gordon, Contact [Brianna Childres](#) 501-269-9086

October

- 2 OHMS Meeting. MOM contest.
- 10 Austin Scale Modelers Society hosts the ASM Capitol Classic at the Norris Conference Center, 2525 West Anderson Lane. [Randy Bumgardner](#) 510-402-8750
- 10 Chisholm Trail Scale Con 2015, Midway Baptist Church, 5135 S Broadway, Wichita KS. [Map](#). IPMS Chisholm Trail Scale Modellers [Jeff Cadenhead](#) 316-522-5328
- 16 OHMS Meeting. – Program night. Build Night.

November

- 6 OHMS Meeting. MOM contest
- 20 OHMS Meeting. Annual Club Auction

December

- 4 OHMS Meeting. MOM contest.
- 18 OHMS Meeting. Christmas Party

## 2016

January

- 1 OHMS Meeting. MOM contest.
- 15 OHMS Meeting. Program Night. Build Night
- 30 CALMEX 30, IPMS/SWAMP, Recreation District 1 Multipurpose Center, 1221 Sampson Street, Westlake LA, [Robert Leishman](#) 337-589-4614

February

- 5 OHMS Meeting. MOM contest

*To Preserve the Past for the Future*  
Est. 1967—The tenth oldest chapter in the United States  
**Region 6 Newsletter of the Year 2011, 2012 and 2014**