



SCALE-MAIL

VISIT US AT - ipmsauckland.hobbyvista.com

IN THIS ISSUE

- Chairman's Bit 1
- Bulletin Board 2
- Events 5
- BSK Challenge 6
- Buy, Sell, Swap 7
- Model-X 2015 8
- Fine Molds 1/48 Mitsubishi Reppu 10
- Gallery 13
- Last Words 14

NEXT MEETING

MAY

7.30pm
Tuesday 19th May
Leys Institute (upstairs)
20 Saint Marys Road
Ponsonby

COMMITTEE

Chairman - Mark Robson	Craig Sargent
Secretary - John Swarbrick	Lance Whitford
Treasurer - Barry Kelloway	Henry Ludlam
	Peter Mossong
	Peter Foxley

DESIGNER & WEBMASTER

Robert Willis
e: jaxbw@orcon.net.nz

POSTAL ADDRESS

C/- Peter Harrison
PO Box 68929
Newton
Auckland 1145

EMAIL: ipmsauckland@gmail.com

WEB: ipmsauckland.hobbyvista.com

YAHOO:

groups.yahoo.com/group/ipmsauckland

FACEBOOK:

Link from the IPMS Auckland Website

THE CHAIRMAN'S BIT

Hi everyone, welcome to the latest edition of the IPMS Auckland newsletter. Thanks are due to Rob Willis who continues to put this together in fine fashion and will be issuing this edition while we bed everyone in to their roles on this year's committee.

For those that don't know me; I have been a modeller since age 5 (first kit was the Airfix Wellington – I had to fight my Dad for the privilege of doing some gluing and painting!) and a member of IPMS for almost 25 years with a gap of around 5 years while I was overseas.

I am passionate about modelling as a hobby and am keen to continue the good work of last year's committee and our previous Chairman Peter Harrison. I have some ideas about "modelling evangelism" to spread the word around schools and other educational facilities to introduce the hobby to a new generation of young people.

I believe that the wheel is turning and people are coming back to hobbies that involve hand skills. Video games will always be around, but my experience with my 14-year-old son and his friends is that given the opportunity kids love to model and just need an opportunity to experience the joy of holding a self-created three-dimensional object in their hands.

Nothing is broken about IPMS Auckland and therefore I am not about to try to "fix" anything. However there has been a significant loss of some "old hands" from the club over the last couple of years and I'd like to think we can attract those people back into the fold.

We intend to run a survey at this month's meeting as to what exactly the membership wants of their club.

Mark

BULLETIN BOARD

MAY CLUB NIGHT NOTES

MODEL X

As you all know this is a significant event in the hobbyist world and as far as I am concerned IPMS Auckland puts on the best display every year, hands down. This year we do not want to lower the bar.

I have chaired boards with budgets from 3 million to 300 dollars and have a good handle on what it takes to get people to “volunteer” so you can expect a polite shoulder tap from me on Tuesday night if you are not already on the list to supply display models and also your presence for a few hours.

IPMS New Zealand 50th Anniversary 2016

I am a sucker for an anniversary celebration and next year is a significant milestone in New Zealand modelling.

We have an opportunity that might be unique in world modelling. Keith Bunyan was one of a handful of modellers who founded IPMS New Zealand in 1966 and is still an active modeller (albeit with a very low completion to purchase ratio!) and still attends most meetings (in body at least! Sorry Keith – could not resist.....)

It is my idea that my role is to work with the committee to plan a year of celebration and to have Keith elected Chairman in 2016 so we can get some nice publicity around the world. We will have a member who helped to kick off the whole thing in this country and who is still there 50 years later. The committee and I will be floating a whole bunch of ideas on how this can be celebrated, including a major model show where we try to find as many of the models as possible that have been winners over the years.

Meeting Theme for May: **Rescue from the *Shelf of DOOM!***

We all have one; the Shelf of Doom!

That model that we started with high hopes and an optimistic heart; then we dropped it and the seams cracked, or the paint crazed and we couldn't face stripping it, or a new kit came out that seemed much nicer and easier to build than the old clunker that was once state of the art.

Now is the time to rescue that old kit!

We want everyone to bring a Shelf of Doom model this week and tell us about it, then commit to finishing it this year. Make it as OLD as possible; no kit should be consigned to the Shelf of Doom forever!

BULLETIN BOARD

MAY CLUB NIGHT NOTES

We will follow the progress of your rescue this year with interest, and in December there will be prizes awarded by my new business Replicant Hobbies (based in Whangarei):

Oldest Shelf of Doom kit rescued: \$50.00 Replicant Hobbies voucher
Best Improvement of a Shelf of Doom kit from the state in which was presented this month and the end result: \$50.00 Replicant Hobbies Voucher
Best Overall Shelf of Doom Result: \$100.00 Replicant Hobbies voucher.

Model Whenever You Can....

A lot of modellers seem a bit sheepish about their hobby as if it was bit “geeky”.

I hate this and am proud to say I am a modeller. I have a model cabinet in my office and often have a small fishing tackle box with some model parts and some wet-and-dry to work away at while I am on the phone. Most of my colleagues I am sure think I am slightly nuts but also admire the finished products in the cabinets and many clients walking past the door comment positively on them.

Some of us have been having informal model evenings where 5 or 6 guys will get together for a beer and each bring something to work on while we chat.

We want to see this happening at the meeting. We all spend an hour or two listening so there would be no harm in having something to work on, and after the formal part of the evening it would be cool to see a group of guys sitting at a table working away and chatting. At the very least it would stimulate some conversation about tools and techniques for those of you who want to see how the other guy does it. So; bring a model box or tool kit or fishing tackle box with some drop tanks or wheels or bombs that need some boring sanding and seam remediation and use your hands while you are using your ears!

“The Monthly Guru”

One well-known member said to me recently that other members were constantly asking him about tools and techniques. He wasn’t complaining, just wondered why him?

This got me thinking that we should actually have someone who takes a turn at being the “The Monthly Guru” and who is the “go-to guy” for any member with a query or question. You might be a bit shy about asking a stranger or putting your hand up as we go around the table but if you know that a member is open to being questioned then perhaps it will make people more confident to start the conversation. If the Guru does not know the answer then he is sure to know who does.

We will start with committee members then shoulder-tap other experienced modellers to play this role. You will see that the assigned Monthly Guru is wearing a specific cap that will be passed on from month to month and is sure to achieve mythical status as the “Cap of Knowledge”.

Phew, that’s enough from me; see you Tuesday!

BULLETIN BOARD

CLUB SUPPORT

The following retailers have kindly agreed to offer IPMS Auckland club members a discount on their purchases upon presentation of their current IPMS Auckland Membership card.

The discount only applies on selected product lines and remains at the discretion of the retailer.

ModelAir

12 Kent St Newmarket
Auckland
p: 09 520 1236
10% on kits

Stoker Models

Cnr Market Rd & Gt South Rd
Auckland
p: 09 520 1737
10% on kits and modelling supplies

Apix Photographic Supplies

130 New North Rd, Eden Terrace
Auckland
p: 307 3177
10% on memory cards, tripods, and accessories.

Avetek Limited

Gwyn and Christina Avenell
28 Lauren Grove, RD 2, Papakura,
Auckland 2582, New Zealand.
p: +64 (09) 298 4819,
m: +64 (0)27 343 2290
e: aveteknz@gmail.com
www.avetek.co.nz
New Zealand Master Agents for:
Auszac ECO Balsa • Bob Smith Industries
- Cyanoacrylates and Epoxies • Airsail
International Kitsets

TOYWORLD

Toyworld Henderson
56 Railside Rd, Henderson
Toyworld Westgate
1 Fernhill Dve, Westgate

15% Off the normal retail price on:

- All models and modeling accessories
- All Hornby
- All Siku
- All Schleich & Collecta figures and accessories
- All Meccano
- Lego (Excludes Lego Mindstorm's they will be 10% if available as most have already been preordered)

(Note: not in conjunction with any other promotion)

Capital Books

110 Featherston Street
Wellington
<http://www.capitalbooks.co.nz>

10% off most items on presentation of IPMS Auckland Membership Card. CB has a list of current IPMS Auckland members for internet purchases.

Merv Smith Hobbies

27 Davis Crescent
Newmarket
Auckland

10% off most items on presentation of IPMS Auckland Membership Card.



**Stoker
MODELS**



Avetek Limited

BULLETIN BOARD

NEW MEMBERS AND SUBS ***** 2015/16 DUE APRIL *****

Subs for 2014/15 are well overdue - see below for club account details or see the club secretary at the next club meeting.

Annual Membership Fees

Membership Type	Description	Cost
Full	Living in the Auckland metropolitan area	NZ\$45
Out Of Town	Living 75km or more from central Auckland	NZ\$30
Junior	Same rights as full membership for those under 16	NZ\$25

IPMS BANK ACCOUNT NUMBER

03 0162 0012960 00

Please add your details so we know who has paid.



EVENTS

CLUB NIGHT EVENTS

May 19th 2015 - IPMS Auckland Club Night

- Best of Year Winners and Prizes

June 16th 2015 - IPMS Auckland Club Night

July 21st 2015 - IPMS Auckland Club Night

MODELLING EVENTS

Model-X - see p. 7 for further details:

May 30th, 31st & June 1st

2015 IPMS NZ National Competition:

10th - 11th October, 2015

Westpac Bowls Stadium
38 Tahuna Road
Dunedin

BULLETIN BOARD

Build The Same Kit 2015 Challenge



So after some debate on club night last month, the Build the Same Kit challenge has become a Build the Same Kits challenge! The options are:

- BAe Hawk / Folland Gnat (or both - knock yourself out)
- Anything from the VW family.
- Any maritime subject

And the TRIFECTA - the TRIFECTA is a new idea. This year it is proposed that the club offers 3 - yes count them 3 - Build The Same Kit challenges. An Aircraft, A Vehicle, and A Maritime subject with winners' prizes of \$50 and runners' up prizes of \$25 for each category.

PLUS

A major prize of \$100 is on offer for the winner of the Trifecta, the modeller who has built the best 3 models in the BSK competition. One model must be from each category.



BUY, SELL & SWAP STASH



SCALE MODELLING

There are so many worse hobbies you could pick...

Collectors Toy & Model Fair

Sunday 27th July, 2015

Collectors Toy and Model Fair
Mt Eden War Memorial Hall
487 Dominion Road
Auckland

10.00am to 1.00pm

Entry: \$6 per adult

For future information on Collectors Fairs,
Hobbies Expo's, Swapmeet etc.

Visit their web-page:
www.aucklandhobbyfair.wordpress.com/events/

**ALWAYS CHECK TO CONFIRM FOR DATES
AND TIMES OF THE EVENT**



MODEL-X 2015

MODEL-X QUEENS BIRTHDAY WEEKEND 2015 WESTWAVE EVENTS CENTRE HENDERSON SAT May 30th, SUN May 31st & MON June 1st

CALLING ALL MODEL MAKERS

Model X is an expo featuring a wide range of crafts and hobbies including plastic scale modelling, RC Aircraft and Ships, model railway layouts, Meccano, miniature steam engineering, painting, dolls, woodwork, 3D printing demonstrations and much more.

IPMS Auckland has a large room to itself where we can hold a display of our own. We have a large tiered stand that will hold up to 300 models, and a workbench area where we can sit down and work on our own personal modelling projects during the day.

Club members are invited to put their models on display for the weekend... the more the merrier, but typically anywhere from 1 to 20 models is the norm. Larger models are always welcome as they have greater impact from further away but all scales are fine. Variety is the key. It's a good idea to put a label indicating what your model is, the kit manufacturer and your name.

The club also runs 2 one hour long Project Airfix workshops each day with up to 15 children taking place during each session, where they each build an airfix starter kit that they can take away.

Club members can also share in a group build of some of the sample kits that we are supplied... last year we knocked off an Airfix 1/700 Titanic over the weekend.

BATTLE OF BRITAIN is a theme that we're featuring this year. If you have any models that fit that theme please be sure to bring some along. We'll be putting up some giant Battle of Britain posters and showing some excerpts from BoB themed movies.

Other items that can be displayed are modelling ephemera such as vintage kit box art, or catalogues.

Model X is a lot of fun, yes there is some work involved in setting up on Friday night but also the opportunity to pick up some bargains before the doors open. You can volunteer to help out for half a day or more over the weekend, we'll keep you awake with a barrista coffee during your stint and there's always drinks to toast a successful weekend at the end of the event. If you haven't taken part in Model X before, we encourage you to join in... it's a great way to meet your fellow club members and a chance to get some modelling done on a traditionally wet and cold weekend.

Details on how to get involved will be supplied on Club Night.



MODEL-X 2015

International Plastic Modellers Society



IPMS
NEW ZEALAND

**AUCKLAND
BRANCH**



Fine Molds 1/48 Mitsubishi A7M2 Reppu (Hurricane)


by Barry Burton

Allied Code Name: Sam

The Mitsubishi A7M Reppu Shipboard Fighter was initially intended to be a replacement for the A6M Reisen (Zeke/Zero fighter). It was to be fitted with the Mitsubishi MK9A/B eighteen cylinder radial engine, and required to reach a speed of 397mph @ 19500ft, climb to that height in six minutes, manoeuvrability at least equal to that of the A6M3 Reisen and with a dive speed of 518mph. Armanent was to be two 20mm cannon and two 13.2mm machine guns.

In spite of the designers wishes the Navy instructed that the aircraft be fitted initially with the lower powered NK9K Homare engine. As the A7M1 the first flight was made in May 1944. The handling was considered to be successful during testing and with special combat flaps was as manoeverable as the Reisen.. However as predicted the maximum speed fell short at around 350mph and climb to 19500ft took ten minutes.

Mitsubishi were instructed to suspend further trials. However soon after that the designer Jiro Horikoshi obtained the Navy's authorisation to install the larger engine. This necessitated the complete redesign of the forward fuselage because of the larger engine.



Fine Molds 1/48 Mitsubishi A7M2 Reppu (Hurricane)

by Barry Burton

In October 1944 under the designation A7M2, the Reppu made its first flight. It was obvious that the Navy had found a worthy successor to the Reisen, and it was hoped that the new aircraft could challenge the Corsairs and Hellcats of the US Navy on an equal footing.

Bad luck however dogged development, as in December there was a violent earthquake in the area and this was soon followed by massive bombing raids by B29s, severely damaging the factory. By the end of hostilities only one production aircraft had been completed.

The FineMolds Reppu is available in both the A7M1 and A7M2 versions and an extra photo etched detail set is available containing ignition harness, seat belts, instrument panel etc. Turned barrels and pitot tube are also available in an additional set, all easily obtainable from Hobby Link Japan at reasonable cost.

The kit itself is of a very straight forward design and easily assembled but loses nothing by that, the standard of moulding and accuracy are first class.

Some sanding and filling was required at the rear of the lower wing half where it joins the fuselage, a not unknown problem with many kits. One other minor item which is also common to other kits is the allowed space between undercarriage leg and wing well opening to accommodate undercarriage doors easily. Conversely, though the actual attachment of the doors to the leg in this case is very easy. The legs also have a firm attachment to the wing. The engine components especially with the accessory ignition harness fitted makes up into a very nice unit, unfortunately barely visible under the cowling. The cockpit canopy can be fitted in the closed or open position with separate mouldings for each configuration. An armour glass screen is also added to the transparencies.



Fine Molds 1/48 Mitsubishi A7M2 Reppu (Hurricane)

by Barry Burton

Colour scheme availability is very limited, being in all cases just the standard Imperial Japanese Navy scheme with silver undersurfaces. The decal sheet contains just a couple of different vertical tail surface serials. I suspect that the wing Hinomaru could be a trifle large but have no information to verify one way or another.

I thought initially considering the kit's uncomplicated design that this would be a quick completion job for me. No such luck, the usual mess ups in the finishing, entirely my own making I can add, ensured an extended building period, equalling any other build. No fault attributable to the kit. Gunze Sangyo Aqueous paint was used for upper surfaces and automotive Dulon Acrylic for undersurfaces.

Barry Burton

Main Reference: Japanese Aircraft of the Pacific War – R.J.Francillon, Putnam 1970





GALLERY

ON THE TABLE - APRIL 2015 CLUB NIGHT

This month we're trying something a little different with the gallery.

Instead of trying to squeeze the photographs from Club Night onto these pages, we've decided to try a new gallery format on the clubs website. This means larger images with higher resolution - so you can see all those previously unnoticed finger-prints in hi-def.....

So, for your viewing pleasure, please visit the gallery pages for 2015 on the website or get there by following this link:

http://ipmsauckland.hobbyvista.com/galleries_2015.html

LAST WORDS



RNZAF Texan T6C touches down in NZ.

(Image courtesy of www.airsoc.com)

1/48 IBEX Texan II available from various online hobby stores.

Check out the IPMS Auckland website though as we're trying to keep the content dynamic. We won't be regurgitating content found on other websites but will provide links to sites we think are of interest to members.

Also remember to check out the 'On the Table' galleries which will be now only on the website.

...and again, a reminder that if you have anything to contribute, be it images of an event you went to, a model you're building or fancy reviewing, something you've bought online or anything else even remotely modelling related you think may interest the rest of the club, send it through to me at: jaxbw@orcon.net.nz or have a chat with me at Club Night.

Cheers
Rob

