



# SCALE-MAIL

VISIT US AT - [ipmsauckland.hobbyvista.com](http://ipmsauckland.hobbyvista.com)

## IN THIS ISSUE

- Chairman's Bit 1
- Bulletin Board 2
- BSK Challenge 5
- Events 6
- Blast from the Past - April 99 7
- Gallery 10
- Last Words 11

## NEXT MEETING

# OCTOBER

7.30pm  
Tuesday 20<sup>th</sup> September  
Leys Institute (upstairs)  
20 Saint Marys Road  
Ponsonby

### COMMITTEE

Chairman - Mark Robson  
Secretary - John Swarbrick  
Craig Sargent  
Lance Whitford  
Henry Ludlam  
Peter Mossong

### DESIGNER & WEBMASTER

Robert Willis  
e: [jaxbw@orcon.net.nz](mailto:jaxbw@orcon.net.nz)

EMAIL: [ipmsauckland@gmail.com](mailto:ipmsauckland@gmail.com)

WEB: [ipmsauckland.hobbyvista.com](http://ipmsauckland.hobbyvista.com)

YAHOO:  
[groups.yahoo.com/group/ipmsauckland](http://groups.yahoo.com/group/ipmsauckland)

FACEBOOK:  
Link from the IPMS Auckland Website

## THE CHAIRMAN'S BIT

Hi everyone,

This month we are selecting the Modeller of the Year.

The committee have laid down no hard and fast criteria for this, it is going to be a "vote on the night" affair by the membership.

We imagine that factors such as breadth and depth of subject matter, quality of finished product and quantity of completed models will be factors in your decision-making.

The winner might produce 3 aircraft models to an exquisite standard or 15 models from 7 different genres to an adequate standard.

Due to the fact that this award has been put back, the time period (during which models must have been completed) is April 2014 to October 2015.

Bring your models (we imagine there will be a LOT on the table) and we can all enjoy looking at them, whether or not we have seen them before.  
Cheers

Mark Robson

# BULLETIN BOARD

## EVENTS THIS MONTH & SEPTEMBER CLUB NIGHT NOTES

### ***Practical Session this month Rescribing and Riveting***

Many of us are using a variety of tools and techniques to rescribe our kits to achieve a better effect. In some cases we are replacing the raised panel lines on older kits, and in others we are restoring lost detail around areas of seam repair or kit modification.

Others are using riveting tools to add these features to models where the original item displayed the characteristic dimpling and patterning of a riveted skin.

Bring some examples of your work and the tools you use to share your expertise with the group!

The November practical session will be on rigging biplanes. We are giving you plenty of notice here because there are not so many of us that can contribute in this skill and I will need to "shoulder tap" our few experts in this field to prepare for the session in good time.

### ***Shelf of DOOM! Competition***

How are you getting on with these? The deadline is the Christmas meeting and there are prizes! Feel free to bring along uncompleted examples of this genre to get some encouragement, and if they are proving tricky just get something done on them every night until the finish line is crossed.

Remember there are cool voucher prizes from Replicant Hobbies to aim for. If you have progressed one or more of your models since last month then feel free to come along and skite!

We will follow the progress of your rescue this year with interest, and in December there will be prizes awarded by my new business Replicant Hobbies (based in Whangarei):

Oldest Shelf of Doom kit rescued:	\$50.00 Replicant Hobbies voucher
Best Improvement of a Shelf of Doom kit from the state in which was presented this month and the end result:	\$50.00 Replicant Hobbies Voucher
Best Overall Shelf of Doom Result:	\$100.00 Replicant Hobbies voucher.

### ***Build the Same Kit Competition***

In the newsletter every month there is a listing of the subjects for the BSK competition which also finishes at Christmas. Again, keep beavering away, they are not going to make themselves!!

# BULLETIN BOARD

## EVENTS THIS MONTH & AUGUST CLUB NIGHT NOTES

### ***Armistice Day Show in Cambridge***

This is on the weekend of 7th and 8th of November and is going into a significant event with lots of genres of display both full-size and in miniature.

There has been an IPMS Auckland presence at this even for several years now, and this year we have booked 4 tables to show our stuff and promote both our club and the hobby in general. There are at least 4 of us going down and others are welcome, and we will need models for display. Please see me at the meeting or message me on 021 456705 or email [robson@kiwilink.co.nz](mailto:robson@kiwilink.co.nz) if you can contribute.

### ***“The Monthly Guru”***

Once again one experienced modeller will be wearing a bright yellow cap indicating that he is happy to answer any questions you might have on tools and techniques, or find the man who can.

Cheers

Mark

# BULLETIN BOARD

## CLUB SUPPORT

The following retailers have kindly agreed to offer IPMS Auckland club members a discount on their purchases upon presentation of their current IPMS Auckland Membership card.

The discount only applies on selected product lines and remains at the discretion of the retailer.

### ModelAir

12 Kent St Newmarket  
Auckland  
p: 09 520 1236  
10% on kits

### Stoker Models

Cnr Market Rd & Gt South Rd  
Auckland  
p: 09 520 1737  
10% on kits and modelling supplies

### Apix Photographic Supplies

130 New North Rd, Eden Terrace  
Auckland  
p: 307 3177  
10% on memory cards, tripods, and accessories.

### Avetek Limited

Gwyn and Christina Avenell  
28 Lauren Grove, RD 2, Papakura,  
Auckland 2582, New Zealand.  
p: +64 (09) 298 4819,  
m: +64 (0)27 343 2290  
e: aveteknz@gmail.com  
www.avetek.co.nz  
New Zealand Master Agents for:  
Auszac ECO Balsa • Bob Smith Industries  
- Cyanoacrylates and Epoxies • Airsail  
International Kitsets

### TOYWORLD

Toyworld Henderson  
56 Railside Rd, Henderson  
Toyworld Westgate  
1 Fernhill Dve, Westgate

15% Off the normal retail price on:  
- All models and modeling accessories  
- All Hornby  
- All Siku  
- All Schleich & Collecta figures and accessories  
- All Meccano  
- Lego (Excludes Lego Mindstorm's they will be 10% if available as most have already been preordered)

(Note: not in conjunction with any other promotion)

### Capital Books

110 Featherston Street  
Wellington  
<http://www.capitalbooks.co.nz>

10% off most items on presentation of IPMS Auckland Membership Card. CB has a list of current IPMS Auckland members for internet purchases.

### Merv Smith Hobbies

27 Davis Crescent  
Newmarket  
Auckland

10% off most items on presentation of IPMS Auckland Membership Card.



Avetek Limited

# BULLETIN BOARD

## Build The Same Kit 2015 Challenge



So after some debate on club night last month, the Build the Same Kit challenge has become a Build the Same Kits challenge! The options are:

- BAe Hawk / Folland Gnat (or both - knock yourself out)
- Anything from the VW family.
- Any maritime subject

And the TRIFECTA - the TRIFECTA is a new idea. This year it is proposed that the club offers 3 - yes count them 3 - Build The Same Kit challenges. An Aircraft, A Vehicle, and A Maritime subject with winners' prizes of \$50 and runners' up prizes of \$25 for each category.

PLUS

A major prize of \$100 is on offer for the winner of the Trifecta, the modeller who has built the best 3 models in the BSK competition. One model must be from each category.



# BULLETIN BOARD

## NEW MEMBERS AND SUBS \*\*\*\*\* 2015/16 DUE \*\*\*\*\*

Subs for 2015/16 are well overdue - see below for club account details or see the club secretary at the next club meeting.

### Annual Membership Fees

Membership Type	Description	Cost
Full	Living in the Auckland metropolitan area	NZ\$45
Out Of Town	Living 75km or more from central Auckland	NZ\$30
Junior	Same rights as full membership for those under 16	NZ\$25

IPMS BANK ACCOUNT NUMBER

03 0162 0012960 00

Please add your details so we know who has paid.

## Wargamers Wanted!

Steve has contacted the club interested in anyone who wargames in World War II, specifically in 1/72 or 1/76 scale. If you'd like to get in touch, email Steve: [godcorp@xtra.co.nz](mailto:godcorp@xtra.co.nz)



# EVENTS

## CLUB NIGHT EVENTS

October 22nd 2015 - IPMS Auckland Club Night

November 17th 2015 - IPMS Auckland Club Night

December 15th 2015 - IPMS Auckland Club Night

# BLAST FROM THE PAST

Club Newsletter - March 1999

## Nationals Post-Mortem

This month's meeting we will have a Nationals post-mortem. Bring along those entries (with any ribbons/prizes naturally) and tell us all something about 'em. How you built them, what you used, etc. and maybe we can pick up some tips.

Even if you entered but didn't place, don't be afraid to bring your model along. Also if you have any comments suggestions for the next Nationals, let us hear them. We will also have a bring/buy/swap night to get rid of any kits/prizes you might have you don't want.

## The Editor's Desk

The Nationals are once again fast approaching, and by the time you receive this, there will be less than a week remaining before the competition. Funny how sometimes it takes a competition to get the motivation to get models finished. I'm certainly nowhere near having enough kits finished to be viable for the Chairman's Challenge, but any extra motivation is certainly more than helpful. Having said that, as I rule I don't build models for competition, I do it for enjoyment; yet conversely, if there is something I want to build, which I can finish for an upcoming competition I will.

On a different note, isn't it funny how the world at war can cause us as modellers to deviate from socially accepted human behaviour. The human misery and suffering aside, I have started watching, and even video-taping recent news footage as some of the aircraft I have in my unbuilt model collection have seen service over Kosovo, hoping for a glimpse which will allow me to determine markings, armament load, etc. I guess this is pretty morose, but for those of us who build military aircraft/vehicles/figures, it is also the starting point for some accurate and up-to-date information. It is therefore no surprise I guess that the hobby of modelling is seen as glorifying war. I read a posting on r.m.s. recently from a modeller in the U.S. who went through all available F-117 models and decal sheets to see if any of them carried the markings for the aircraft that went down over Kosovo (none of them did).

I guess what I am really getting at, in light of the Nationals, is do we sometimes go to extremes for the enjoyment of a hobby, which in the long run produces multiple (maybe, depends on your productivity) variegated varieties of plastic display pieces which in 10, 20 or 30 years will probably end up in some land fill or as toys for the next generation?

Also, a final note for the month. It was decided early on to start posting out newsletters to those on the mailing list whose membership had expired. This was in an effort to coax members back into the club. After the Nationals i.e. next newsletter, only those members with paid up subs will be receiving the newsletter again, so if you still want to receive club news, get those subs paid.

Craig.

## The Chairman's Bit

I hope no one has been kicked out of home due to last minute panic modelling. I know I will be fairly anti-social this weekend, trying to tidy up a few kits for the show.

# BLAST FROM THE PAST

Club Newsletter - March 1999

We have had a good response from wholesalers and retailers with sponsorship for the show and we will have plenty of vouchers and kits to award to winners. We have already had sponsorship from Thomas Holdsworths Ltd., Trevor Bringhans Ltd., ModelAir, Kang's Hobbies, Model World; Hobbytown, Steve's Models and we are still working on the rest of the local shops.

I hope to see you ALL next weekend with plenty of kits so we can show the "out of town" modellers where all the real modelling is happening. See you there.

Kevin.

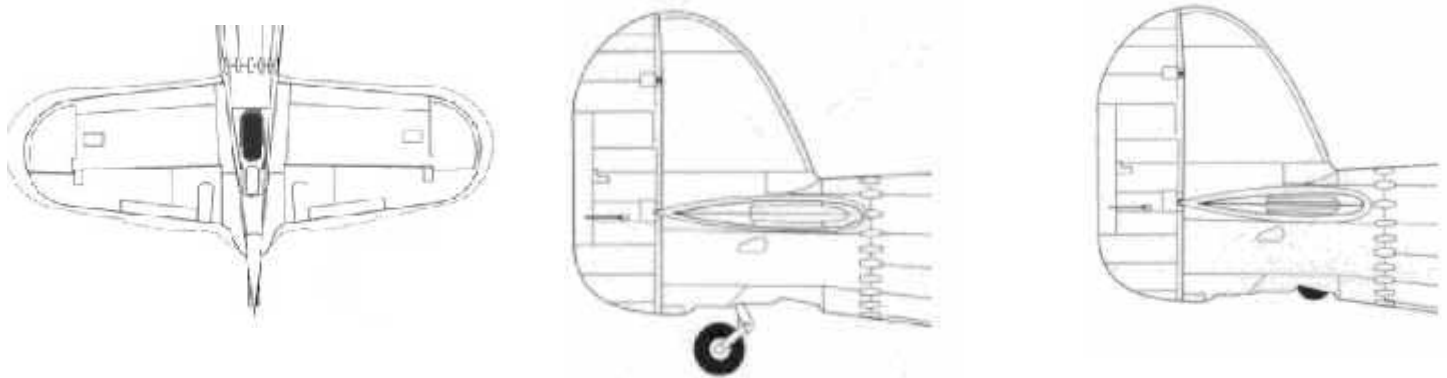
## Academy 1/72 Hawker Typhoon Mk.IB

by Martin Short

This is one of those kits I've been waiting for, for a long time. Ever since I lost my old Frog Blue series Tiffy 1B in a house shift oh so many years ago, I've always wanted to replace it. Frogs' Red series 1B was always too hard to get, and too expensive, and I can't remember any others aside from ye olde series 1 Airfix kit, which went into the too hard basket to correct. In more recent times I have been working on the limited run Aviation USK kit, but it is hard work and I'm getting old and want an easy life! So news of Academy's offering was a potential godsend.

Well, what do you get? Firstly, the mouldings are up to Academy's recent standards - no flash, though one or two heavy mould lines to clean up. Sinkage on my sample was limited to the face of the undercarriage doors, which was easily filled. Academy have included adequate cockpit detail for this scale, though no doubt an etched metal or resin upgrade set will not be far away. The rudder pedals look like Russian washboards, and need severe refining, or replacement (I gave mine the simple tune up, they are hard to see). Parts options include a choice of 3- or 4-bladed props, and rockets on Mk1 RP rails, but no bombs.

Decals for 2 aircraft are included to match the prop options. Outline wise it doesn't match the plans in Warpaint 5, but then neither does any other kit. The error appears to be a distortion in the printed plans, as these do not match the given dimensions either, being a bit larger. However, this kit does match the MAP plans reasonably well, as do some other Tiffy kits. Whatever, the kit looks right, though like life, it ain't quite that simple...





# BLAST FROM THE PAST

Club Newsletter - March 1999

As supplied, the kit best fits an airframe with no payload, or rocket-armed (funny that), mid-production, UK-based, or an early Normandy sample. Build it as is, with no mods being necessary other than to remove the ident light behind the cockpit, as references indicate that this wasn't installed on production bubble canopy versions

There are a couple of minor problems that need to be addressed, and I am sure that the after-market industry will come to the rescue soon. The problems are the decals, and the wheels. Starting with the wheels, the hub is too small and detail is too recessed. Bring on the resin replacements.

The decals are nicely printed, good registration on my sample, and the sky codes are even within a bulls roar of the real colour! Invasion strips and fuselage sky band are included, though most people will no doubt prefer to paint these on. The big BUT; they suit different airframe configurations to that provided in plastic:

HH-A - MN852: represents a rocket armed 3 blader of 175 Sqn, Normandy, August '44. This airframe was fitted with Tempest tail planes at this time, and these need to be grafted on to be correct. Burple your old Frog or Heller kits, or wait for a resin correction set.

DP-S - SW493: represents a late production Mk.1B of 193 Sqn, Germany, August '45, fitted with the 4 blade prop, and Tempest tailplanes. In the latter stages of the war, type C1 upper wing roundels were applied, and I believe that DP $\alpha$ S would have worn them as well, so those will have to come from your decal spares. DP $\alpha$ S was a "bomb-phoon" and as said before, no bomb option is provided (4 bladers went to bomb squadrons as a priority due to the better bite of the 4 blade prop for hauling heavy bomb loads off the deck). Also this airframe would almost definitely have the shuttered carb. intake, again ripe for etched metal.

To summarise, to build the kit as is, you need different markings. To use the kit markings, for HH $\alpha$ A, just fit some Tempest tailplanes; similarly for DP $\alpha$ S, but also apply C1 upper wing roundels, junk the rockets, fit bombs, and modify the carb. intake. Simple enough huh?. And ditch the kit wheels once you have replacements. Mine will be inheriting the left over markings for Wing Commander R. Davidson, 143 Wing May '44, from my old Frog 1B (yes I have kept them, some 25 years just for this kit!!!), with no armament load carried. The wheels will have to wait.....

This kit also offers the potential to backdate it to the older framed canopy/car door version with the simplest of rescribing and a replacement canopy/aerial, so my USK sample is unlikely to ever be finished as it has great decals to snaffle! Bugs aside, a great kit and deserves to be popular, so enjoy.





# GALLERY

CLUB NIGHT MODELS

This month we're trying something a little different with the gallery.

Instead of trying to squeeze the photographs from Club Night onto these pages, we've decided to try a new gallery format on the clubs website. This means larger images with higher resolution - so you can see all those previously unnoticed finger-prints in hi-def.....

So, for your viewing pleasure, please visit the gallery pages for 2015 on the website or get there by following this link:

**[http://ipmsauckland.hobbyvista.com/galleries\\_2015.html](http://ipmsauckland.hobbyvista.com/galleries_2015.html)**

# LAST WORDS



If you like something a bit Russian - how about a Beriev Be-12 Seagull (Mail) in 1/72 scale from new (ish) manufacturer ModelSvit? Available from a number of European online hobby shops for around \$75 (plus postage). Quite a bargain given that the Trumpeter Be-6 Madge (earlier model with radial engines) is around the \$170 mark!

Review and sprue hots here (in German but run it through your Babel Fish (translator...):  
<http://www.modellversium.de/kit/artikel.php?id=10450>

Check out the IPMS Auckland website as we're trying to keep the content a bit more dynamic. We won't be regurgitating content found on other websites but will provide links to sites we think are of interest to members.

Also remember to check out the 'On the Table' galleries which will now be on the website only.

...and again, a reminder that if you have anything to contribute, be it images of an event you went to, a model you're building or fancy reviewing, something you've bought online or anything else even remotely modelling related you think may interest the rest of the club, send it through to me at: [jaxbw@orcon.net.nz](mailto:jaxbw@orcon.net.nz) or have a chat with me at Club Night.

Cheers  
Rob

